

AUGLÝSING

um innleiðingu á reglugerð Evrópuþingsins og ráðsins (ESB) 2019/1009 um reglur um að bjóða ESB-áburðarvörur fram á markaði og um breytingu á reglugerðum (EB) nr. 1069/2009 og (EB) nr. 1107/2009 og um niðurfellingu reglugerðar (EB) nr. 2003/2003 (orðsending framkvæmdastjórnarinnar um útlit merkimiðans á ESB-áburðarvörum).

1. gr.

Eftirfarandi orðsending framkvæmdastjórnarinnar öðlast gildi hér á landi með reglugerð nr. 543/2024 um áburðarvörur, sem birt er í B-deild Stjórnartíðinda:

Orðsending framkvæmdastjórnarinnar um útlit merkimiðans á ESB-áburðarvörum sem um getur í III. viðauka við reglugerð Evrópuþingsins og ráðsins (ESB) 2019/1009. Orðsendingin er birt á ensku í fylgiskjali með auglýsingu þessari.

2. gr.

Auglýsing þessi er sett með heimild í 7. gr. laga nr. 22/1994 um eftirlit með fódri, áburði og sáðvöru.

Þetta er hér með gert almenningi kunnugt.

Matvælaráðuneytinu, 24. apríl 2024.

Bjarkey Olsen Gunnarsdóttir.

Emília Madeleine Heenen.

Fylgiskjal.

COMMUNICATION FROM THE COMMISSION
concerning the visual appearance of the label on EU fertilising products referred to in Annex III to
Regulation (EU) 2019/1009 of the European Parliament and of the Council

(2021/C 119/01)

INTRODUCTION

Pursuant to Article 4(3) of Regulation (EU) 2019/1009 of the European Parliament and of the Council ⁽¹⁾ (the 'Fertilising Products Regulation' or the 'FPR'), the Commission shall publish a guidance document for manufacturers and market surveillance authorities with clear information and examples concerning the visual appearance of labels referred to in Annex III to that Regulation.

A task force of representatives of EU Member States and industry stakeholders, representing all the Product Function Categories (PFCs) falling under the scope of the FPR, was created by the Commission in July 2019 in order to support its services (DG GROW/D2) in fulfilling this task. The mandate of this task force was to write a first draft of this document.

This document was shared and discussed with members and observers of the Commission Expert Group on Fertilising Products in 2019 and 2020.

This document is not legally binding and seeks only to provide useful guidance to stakeholders including manufacturers and market surveillance authorities. Only the Court of Justice of the European Union is competent to authoritatively interpret Union law.

This guidance document provides explanations on the practical implementation of the labelling requirements set in Annex III to the FPR. It includes examples of labels for the different PFCs of EU fertilising products. These examples are purely indicative. The position of each part, as well as the colours used in this guidance document are not mandatory. It is up to the manufacturer to decide where to place and how to format the information on the label, while respecting the requirements in the FPR.

Unless otherwise provided in this guidance document or no colours are used at all, the following colour codes are used in the label examples:

- In blue: general requirements,
- In orange: specific requirements for each PFC,
- In black: other information that has to be provided on the label,
- In green: indicated nutrients.

⁽¹⁾ Regulation (EU) 2019/1009 of the European Parliament and of the Council of 5 June 2019 laying down rules on the making available on the market of EU fertilising products and amending Regulations (EC) No 1069/2009 and (EC) No 1107/2009 and repealing Regulation (EC) No 2003/2003 (OJ L 170, 25.6.2019, p. 1).

CONTENTS

	<i>Page</i>
Introduction	1
1. Overall rules on labelling in the core text of the FPR	5
1.1. What does mandatory labelling information cover?	5
1.2. Is it possible to provide voluntary information on the label? Where could this voluntary information appear? ...	5
1.3. Is it possible to put information on the packaging, outside the label (i.e. batch n°, CE mark, notified body's number, quantity)?	5
1.4. Is there a minimal/maximal size for the label/the font? Is there a proportional size to respect?	5
1.5. In what language(s) should a label be written?	6
2. General labelling requirements in Annex III of the FPR	6
2.1. How to write the designation of the claimed function?	6
2.2. How to express the quantity of the EU fertilising product?	6
2.3. How to provide information on the general application rates?	7
2.4. How to provide information on storage conditions?	7
2.5. What does the functionality period of products containing a polymer belonging to CMC 9 mean?	8
2.6. How to provide the information on risk management?	8
2.7. What does 'ingredients' mean and how to label them?	9
2.8. How to label the function of products with two or more functions?	10
2.9. Is it possible to use different wording for the requirements in points 4, 5, 6 and 9 in Part I of Annex III?	10
2.10. Is it possible to use pictograms based on good practices? How to manage the interaction with the CLP Regulation?	10
2.11. In which cases can the manufacturer express the nutrient content in elemental form?	11
2.12. How to refer to the organic matter instead of organic carbon?	11
2.13. Example for general labelling requirements and visual appearance	11
3. Specific labelling requirements for PFC 1 Fertiliser	12
3.1. Is it necessary to label the content of all nutrients present in a fertiliser?	12
3.2. When the regulation does not define minimum content for secondary nutrients (PFC 1 (A) and PFC 1 (B)), how to label the content of these nutrients?	12
3.3. When the content of nitrogen (N) or phosphorus pentoxide (P ₂ O ₅) has to be indicated as it is above 0,5 % by mass, how should this information be provided?	12
3.4. Can the term 'mineral' be used instead of or in addition to the term 'inorganic' in the designation of the product? Where should the term 'mineral' be labelled?	12
3.5. Does ammoniacal nitrogen (NH ₃) refer to ammonium nitrogen (NH ₄ ⁺) for PFC 1?	12
4. Specific labelling requirements for PFC 1(A) Organic Fertiliser	13
4.1. Example of a label	13
4.2. How to declare organic nitrogen and the origin of organic matter?	14
4.3. At which precision level should mandatory information for PFC 1(A) be declared?	14
4.4. Should ammoniacal nitrogen be declared even if it is not present in the product?	14
4.5. Is it possible to declare organic matter instead of organic carbon?	14
4.6. Where to include the information related to the date of production?	14

5.	Specific labelling requirements for PFC 1(B) Organo-Mineral Fertiliser	15
5.1.	Example of a label	15
5.2.	How to declare organic nitrogen and the origin of organic matter?	16
5.3.	Should a specific form of nitrogen (N), phosphorus (P) or potassium (K) be declared even if it is not present in the product?	16
5.4.	How to provide pertinent information about the possible air quality impacts of the release of ammonia from the fertiliser use, and an invitation to users to apply appropriate remediation measures when urea (CH ₄ N ₂ O) is present in the product?	16
5.5.	How to declare the 'low cadmium content'?	16
5.6.	At what precision can micronutrients be declared?	16
6.	Specific labelling requirements for PFC 1(C) Inorganic Fertiliser	17
6.1.	PFC 1 (C)(I): Inorganic Macronutrient Fertiliser	17
6.1.1.	Example of a label	17
6.1.2.	What is the minimum number of decimals that should be indicated on the label?	18
6.1.3.	How to provide pertinent information about the possible air quality impacts of the release of ammonia from the fertiliser use, and an invitation to users to apply appropriate remediation measures when urea (CH ₄ N ₂ O) is present in the product?	18
6.1.4.	How to declare the 'low cadmium content'?	18
6.2.	PFC 1(C)(I)(a): Solid Inorganic Macronutrient Fertiliser	18
6.2.1.	Example of a label	18
6.2.2.	Example for granulometry	18
6.2.3.	In what way can granulometry and physical unit be indicated on the label? Is it allowed to reference more than one sieve when indicating the granulometry of a product?	19
6.2.4.	How is a 'coating' defined?	19
6.2.5.	How to declare the functionality period of the coated fertiliser?	19
6.2.6.	How to declare the type of coating agent?	19
6.2.7.	How to draw the label for mined fertilisers?	20
6.3.	PFC 1(C)(I)(b): Liquid Inorganic Macronutrient Fertiliser	20
6.4.	PFC 1(C)(II): Inorganic Micronutrient Fertiliser	21
6.4.1.	PFC 1(C)(II)(a): Straight Inorganic Micronutrient Fertiliser	21
6.4.2.	PFC 1(C)(II)(b): Compound Inorganic Micronutrient Fertiliser	21
6.5.	PFC 1(C) complete label example	22
7.	Specific labelling requirements for PFC 2 Liming Material	24
7.1.	Examples of a label	24
7.2.	Regulatory reference, explanation and voluntary additions	26
8.	Specific labelling requirement for PFC 3 Soil Improver	27
8.1.	PFC 3(A) Organic Soil Improver	27
8.1.1.	Examples of a label	27
8.1.2.	Regulatory reference, explanation and voluntary additions	28
8.2.	PFC 3(B) Inorganic Soil Improver	29
8.2.1.	Example of a label	29
8.2.2.	Regulatory reference, explanation and voluntary additions	30

9. Specific labelling requirements for PFC 4 Growing Medium	30
9.1. Examples of a label	30
9.2. Regulatory reference, explanation and voluntary additions	32
10. Specific labelling requirements for PFC 5 Inhibitors	32
10.1. PFC 5(A) Nitrification Inhibitor	32
10.2. PFC 5(B) Denitrification Inhibitor	33
10.3. PFC 5(C) Urease Inhibitor	33
11. Specific labelling requirements for PFC 6 Plant Biostimulant	34
11.1. Examples of a label	34
11.1.1. PFC 6(A) Microbial Plant Biostimulant	34
11.1.2. PFC 6(B) Non-Microbial Plant Biostimulant	36
11.2. How to label the physical form of the product?	37
11.3. How to provide the relevant instructions related to the efficacy of the product, including soil management practices, chemical fertilisation, incompatibility with plant protection products, recommended spraying nozzles size, sprayer pressure and other anti-drift measures?	37
11.4. How to include a statement regarding the fact that micro-organisms may have the potential to provoke sensitising reactions?	37
11.5. How to provide the production and expiry date and where to place it on the label?	37
11.6. Specific instructions for Microbial Biostimulants	37
12. Specific labelling requirements for PFC 7 Fertilising Product Blend	37
12.1. Examples of a label	37
12.2. How to express labelling requirements for PFC 7?	44

1. **OVERALL RULES ON LABELLING IN THE CORE TEXT OF THE FPR**

1.1. ***What does mandatory labelling information cover?***

Labelling requirements	
Articles 6 and 8: name, registered trade name or registered trademark and the postal address of manufacturer/importer, as well as a type number, batch number or other element allowing the identification of the EU fertilising product	<u>Annex III</u> General and specific labelling requirements
Article 11: 'repackaged by'/'packaged by' + name, registered trade name or registered trademark and the postal address Articles 17 and 18: CE marking and identification number of the notified body (if applicable)	

— These are mandatory requirements.

— For manufacturers, the words 'produced by' can be applied on a voluntary basis before the requirement of Article 6(6).

— For packers, it is possible to add the 'id code' provided by the national authority in addition to the requirements of Article 11. The number of the notified body has to be put on the labels only for EU fertilising products having had their conformity assessed through Module A1 and Module D1 as provided in Annex IV to the FPR.

1.2. ***Is it possible to provide voluntary information on the label? Where could this voluntary information appear?***

Yes, it is possible to provide voluntary information other than that defined in the Regulation (for example, the FPR lays down rules to label 'poor in chloride' as a voluntary information). In accordance with point 8 in Part I of Annex III to the FPR, voluntary information shall, among other things, not mislead the end user and shall relate to verifiable factors.

1.3. ***Is it possible to put information on the packaging, outside the label (i.e. batch n°, CE mark, notified body's number, quantity)?***

The label should not be interpreted as a strict physical unit. What needs to be covered by a label is all the mandatory information that has to be affixed on or to accompany the EU fertilising product.

— In case of a product with packaging, the labelling information can appear on the package itself and/or a document affixed to the package.

— For a bulk product, the labelling information is included in an accompanying document or a leaflet.

Therefore, if the practice of the economic operators is to affix the batch number, the quantity, the CE mark or any other mandatory information on the package, it fulfils the requirements of the FPR.

1.4. ***Is there a minimal/maximal size for the label/the font? Is there a proportional size to respect?***

The regulation does not establish any rules related to the size for the label/the font. It is up to the manufacturer to decide which size of the label to use, and ensure that information is clear, understandable, legible and intelligible.

1.5. *In what language(s) should a label be written?*

Each Member State decides what language has to be applied for its national market.

Some Member States accept a written and signed agreement from a customer dealing with products for professional use which would accept to receive a product labelled in another language than the official one(s) for that Member State (for example, in English). The economic operator is advised to verify with the Member State in which a product is placed on the market whether such an agreement is acceptable. The national authorities competent for fertilising products are listed at:

<https://ec.europa.eu/docsroom/documents/35205>

2. GENERAL LABELLING REQUIREMENTS IN ANNEX III OF THE FPR

2.1. *How to write the designation of the claimed function?*

The designation of the claimed function has to be written with the objective of supplying end-users and market surveillance authorities with a sufficient level of information, without misleading them. A manufacturer can reduce the length of the designation of a product to the minimum necessary of the respective sub-category as long as the above is fulfilled. If this approach is applied, the PFC index corresponding to the respective sub-category as listed in Part I of Annex I to the FPR must be indicated.

Therefore, taking into consideration the above, the following examples could be used:

First option: it is possible to use the full name designation related to the product function as written in Part I of Annex I for PFCs 1 to 6.

For example:

- Compound inorganic micronutrient fertiliser
- Compound solid inorganic macronutrient ammonium nitrate fertiliser of high nitrogen content
- Liquid organo-mineral fertiliser

Second option: it is possible to use the PFC index (with the letters in upper or lower case as applicable) + a shortened designation.

The following table shows some examples:

Full name designation	PFC index + shortened designation	Condition
Compound Inorganic micronutrient fertiliser	PFC 1(C)(II)(b) – Mineral micronutrient fertiliser	Shortened designation is only applicable if the conditions in point 4 in PFC 1 in Part II of Annex III are fulfilled
Compound solid inorganic macronutrient ammonium nitrate fertiliser of high nitrogen content	PFC 1(C)(I)(a)(ii)(A) – Mineral fertiliser with ammonium nitrate of high nitrogen content	Shortened designation is only applicable if the conditions in point 4 in PFC 1 in Part II of Annex III are fulfilled
Liquid organo-mineral fertiliser	PFC 1(B)(II) – Organo-mineral fertiliser	N.a.

Any function of a fertilising product can be claimed only when a successful conformity assessment has proven such function, including for products for which more than one function is claimed (see point 2 in Part I of Annex III). More details are given under sub-section 2.8.

2.2. *How to express the quantity of the EU fertilising product?*

Except for growing medium, the regulation does not lay down specific rules on the expression of the quantity. Thus, the quantity can be expressed in mass (t, kg or g) or volume (m³, L or mL). It is recommended to only use units from the 'International System of Units'.

It is recommended to express the quantity by net mass for a solid fertilising product, and by net mass and/or volume for a liquid fertilising product.

For growing medium, special requirements are set in PFC 4 in Part II of Annex III. On a voluntary basis the quantity can be indicated by additional measurements to those required.

2.3. **How to provide information on the general application rates?**

As fertilisation recommendations may be crop, site, soil or climate specific, it may be justified for manufacturers and other economic operators to use a relatively general recommendation for the application rate, including maximum levels of application.

A manufacturer can choose to adapt the information regarding the application rate depending on the end-user. A distinction could be made between the following categories:

- Consumer use (i.e. private households, week-end gardeners),
- Professional use (i.e. public domain, farmers),
- Industrial use (i.e. use of substances as such or in preparation at industrial site, Business-to-Business).

Following the abovementioned distinction, it is recommended for economic operators wanting to follow this approach to adapt the information regarding application rates as follows:

- Consumer use market: detailed information concerning the application rates per crop should be shown.
- Professional use market: the label should show general application rates and a reference sentence such as '*Contact Company X or company's X distributor for more specific recommendations*'.
- Industrial market: the label should state a reference sentence (for example): '*This product is not intended for direct application/use without further processing.*'

In addition, it is suggested to add a sentence inviting farmers to follow good fertilisation practices:

'These product application rates are recommendations. We recommend to the farmers to seek counsel from their adviser to adjust the recommendations to their particular situation and to avoid over-fertilisation.'

or

'Farmers are encouraged to avoid nutrient losses and to take official recommendations into account while drawing fertilisation plans.'

Note: it is possible to provide voluntary information in addition to the mandatory requirements. For example, it is possible for an economic operator to sell a product to an industrial customer with the label prepared for a professional customer.

2.4. **How to provide information on storage conditions?**

It is under the responsibility of the manufacturers to define the storage conditions according to their knowledge of the product and based on good practices. The key objective should be to store the product without losing the quality and guaranteed content of the product under safe conditions. Pictograms reflecting good practices can be used as long as they are clear and not misleading.

Information about storage conditions may cover among others the following aspects:

- Storage period
- Storage environment (open/roof/closed; covered; dry etc.)
- Storage temperature/moisture
- Stacking
- Incompatibility with other materials
- '*Please also refer to information provided in Material Safety Data Sheet (MSDS)*' (if it is provided).

2.5. **What does the functionality period of products containing a polymer belonging to CMC 9 mean?**

The functionality period of a polymer belonging to 'Component Material Category (CMC) 9: Polymers other than nutrient polymers' may be decided by the manufacturer. It defines both how rapidly the polymer must degrade and how frequent applications the use instructions may provide for. If the claimed functionality period is short, the use instructions may provide for frequent application, but then the actual biodegradation should also be fast. By contrast, if the claimed functionality period is longer, the biodegradation may be slower, but then the application frequency in the use instructions must also be longer, since point 1(f) of Part I of Annex III stipulates that the period between two applications must be at least as long as the claimed functionality period i.e. re-application during the functionality period is not allowed.

A general sentence can be added on the label. If considered useful, a pictogram identifying the maximum duration of the functionality period can be added, as suggested below. The pictogram should be completed by a text such as the below recommendations. In the second example, where the functionality period is expressed as a range, it is important that the user instructions preventing re-application refers to the longest possible period covered by the range.



'Re-application during the functionality period is not allowed. Contact company or company's distributor for more specific recommendations.

www.website.com'



'Re-application after less than 8 weeks is not allowed. Contact company or company's distributor for more specific recommendations.

www.website.com'

In addition, if the product contains a polymer with the purpose of binding material, a sentence informing the user that the product cannot be in contact with the soil is required.

2.6. **How to provide the information on risk management?**

In case of products classified under Regulation (EC) No 1272/2008 of the European Parliament and of the Council ^(¹) (the 'CLP Regulation'), additional labelling requirements must be respected. For more information, refer to sub-section 2.10.

In other cases, it is the responsibility of the manufacturer to supply pertinent information enabling to manage risks. Pictograms (except CLP hazard pictograms if the product is not classified) can be used as long as they are clear and not misleading.

A generic sentence such as 'To avoid risks to human health and the environment, please comply with the recommended use instructions of this fertilising product' can be used.

According to points 4, 5 and 6 in Part I of Annex III to FPR, in the following specific cases, add the sentences mentioned below:

- Where the EU fertilising product contains derived products in the meaning of the animal by-products regulation, except manure,

^(¹) Regulation (EC) No 1272/2008 of the European Parliament and of the Council of 16 December 2008 on classification, labelling and packaging of substances and mixtures, amending and repealing Directives 67/548/EEC and 1999/45/EC, and amending Regulation (EC) No 1907/2006 (O) L 353, 31.12.2008, p. 1).

'Farmed animals shall not be fed, either directly or by grazing, with herbage from land to which the product has been applied unless the cutting or grazing takes place after the expiry of a waiting period of at least 21 days'.

- Where the EU fertilising product contains ricin,

'Hazardous to animals in case of ingestion'.

- Where the EU fertilising product contains unprocessed or processed cocoa shells,

'Toxic to dogs and cats'.

2.7. What does 'ingredients' mean and how to label them?

Ingredients should be considered as any kind of material(s) (such as raw materials, substances, mixtures, bulky volume-building components, etc.) intentionally used for/added to the fertilising product during manufacturing, or substances intentionally obtained by chemical reaction within the production process of the product. In some cases, ingredients may contain impurities, which should be excluded from the list of ingredients.

For materials obtained by chemical reaction, only the reaction product must be declared (for example, ammonium nitrate, urea) and not the precursors.

In accordance with the FPR, all ingredients above 5 % by product weight shall be provided in descending order by the percentage of the dry weight.

Further to the obligation of declaring all ingredients above 5 % by product weight, economic operators may decide to label ingredients that are below 5 % by product weight. When doing so, and in order to avoid confusing mandatory and voluntary labelling, these ingredients should be listed as additional information and not in the section of 'ingredients', where only ingredients above 5 % by product weight are expected to be referenced.

According to the FPR, there is no labelling obligation to declare the actual percentage of each ingredient in the final formulation of the fertilising product.

For substances and mixtures covered by the CLP Regulation, the identification has to comply with all the requirements of this Regulation. Hence, for a mixture, its trade name and the identity of the substances contributing to the classification according to Article 18(3) of the CLP Regulation have to be given in the list of ingredients.

For natural materials, it is possible to use mineral names (for example, Sylvinite, Langbeinite) in addition to the names used in accordance with Article 18 of the CLP Regulation, and the corresponding identification number of the material (CAS number or EC number) if available.

To avoid very long lists on the label itself, it is recommended to describe the CMCs of the ingredients by using a footnote or a shortened CMC reference.

Example for an organo-mineral fertiliser:

- CMC by footnote

Cocoa shell¹, Feather meal², Superphosphate concd.³ CAS n° 65996-95-4, Potassium chloride³ CAS n° 7447-40-7, Magnesium oxide³ CAS n° 1309-48-4, Castor cake¹, Bone meal², Urea³ CAS n° 57-13-6

With:¹Plants, plant parts or plant extracts;²Derived products within the meaning of Regulation (EC) No 1069/2009; ³ Virgin material substances and mixtures.

- Shorten CMC reference

Cocoa shell (CMC 2: Plants, plant parts or plant extracts), Feather meal (CMC 10: Derived products within the meaning of Regulation (EC) No 1069/2009 of the European Parliament and of the Council ⁽¹⁾), Superphosphate concd. CAS n° 65996-95-4 (CMC1: Virgin material substances and mixtures), Potassium chloride CAS n° 7447-40-7 (CMC 1), Magnesium oxide CAS n° 1309-48-4 (CMC 1), Castor cake (CMC 2), Bone meal (CMC 10), Urea CAS n° 57-13-6 (CMC 1)

In the specific case of fertilising products containing composts and/or digestate, it is recommended to complete the list of ingredients with the raw materials used.

⁽¹⁾ Regulation (EC) No 1069/2009 of the European Parliament and of the Council of 21 October 2009 laying down health rules as regards animal by-products and derived products not intended for human consumption and repealing Regulation (EC) No 1774/2002 (Animal by-products Regulation) (OJ L 300, 14.11.2009, p. 1).

Example:

- Compost CMC 3 (Green-Compost)
- Digestate CMC 5 (Dried digestate from manure, energy crops and bio-waste) or Digestate CMC 5 (Solid fraction digestate from energy crops and bio-waste from plant origin)

2.8. *How to label the function of products with two or more functions?*

The label must bear the designations as indicated in Annex I to the FPR corresponding to the product's claimed functions. Only the designations of PFC for which there is a successful conformity assessment shall be claimed. In that case, the manufacturer is free to choose the order of appearance of the different (2 or more) designations on the label. These functions can be separated by a dash or a word such as 'and' or 'with'.

Examples:

- Straight solid inorganic macronutrient fertiliser – Liming material
- Straight solid inorganic macronutrient fertiliser with Liming material
- Straight solid inorganic macronutrient fertiliser and Liming material

If the product is a PFC 7, and a combination of a PFC 6(A) and PFC 6(B), the general recommendations described above apply.

The mentioning of PFCs index numbers is not mandatory, see for more details sub-section 2.1.

2.9. *Is it possible to use different wording for the requirements in points 4, 5, 6 and 9 in Part I of Annex III?*

Rewording the requirements in points 4, 5 and 6 in Part I of Annex III is not allowed by the FPR.

For point 9 in Part I of Annex III, a similar wording to 'low in chloride' may be used.

2.10. *Is it possible to use pictograms based on good practices? How to manage the interaction with the CLP Regulation?*

It is possible, on a voluntary basis, to inform the user **on storage conditions or management of effects on health and environment** with pictograms based on good practices, even if the product is not under the scope of the CLP Regulation.

If the CLP Regulation applies, the label of the product must bear all the labelling requirements set by it (hazard pictograms, signal words, hazard and precautionary statements, Unique Formula Identifier when applicable, additional requirements for consumer use and so on), including storage conditions and managements of risks. Additional information (ex.: pictograms on good practices) could be labelled in accordance with Article 25 of the CLP Regulation. They must not replace, deflect or contradict the mandatory labelling elements requested by the CLP Regulation.

In case of use of pictograms, it is important to avoid double labelling in accordance with Article 25 of the CLP Regulation.

Example:



2.11. ***In which cases can the manufacturer express the nutrient content in elemental form?***

The manufacturer can express the nutrient content requested by the FPR in elemental form instead or in addition to the oxidised form in accordance with the conversion factors defined in point 10 in Part I of Annex III. For more information, see Section 3 of this guidance document.

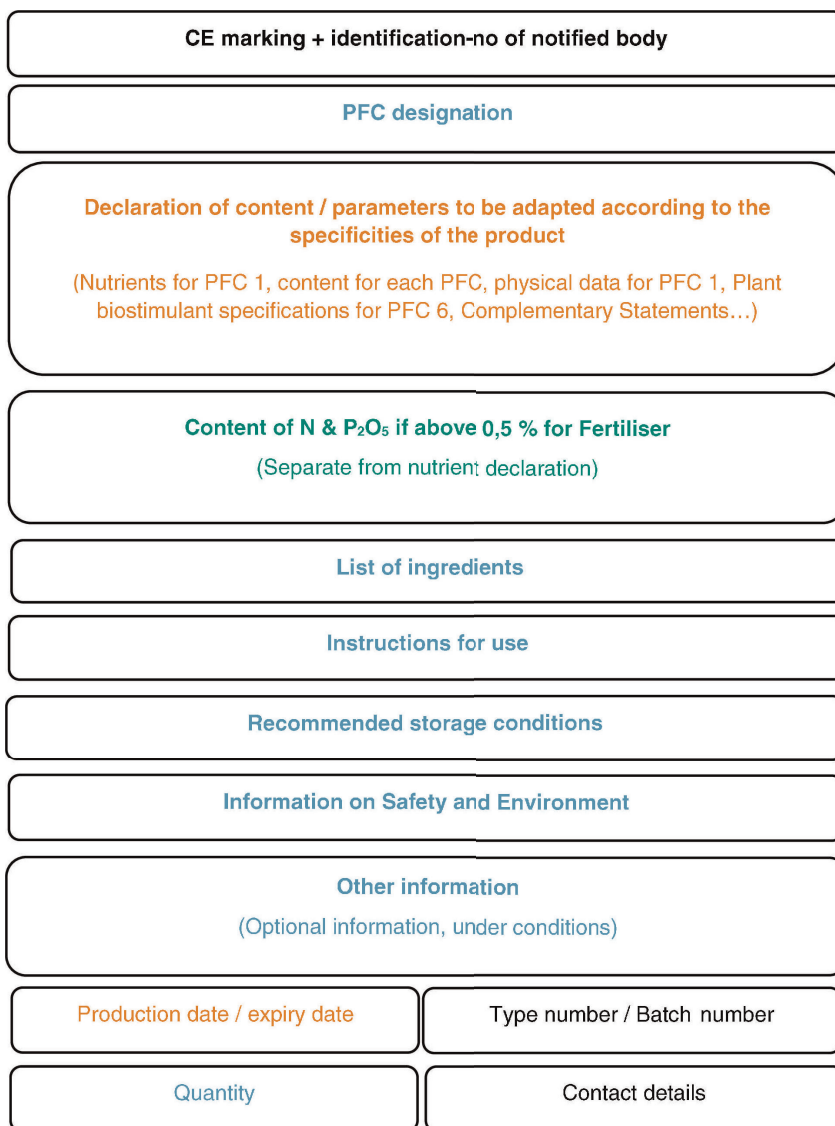
2.12. ***How to refer to the organic matter instead of organic carbon?***

The information requested by the FPR may refer to organic matter instead of, or in addition to organic carbon (C_{org}), in accordance with the following conversion factor:

$$\text{organic carbon (C}_{\text{org}}) = \text{organic matter} \times 0,56$$

If both are used, the organic matter can be put beside to organic carbon (C_{org}) into brackets, or in the voluntary information section.

2.13. ***Example for general labelling requirements and visual appearance***



A detailed label frame including all PFCs and references to the FPR labelling requirements is provided in the Annex to this guidance document.

3. SPECIFIC LABELLING REQUIREMENTS FOR PFC 1 FERTILISER

3.1. **Is it necessary to label the content of all nutrients present in a fertiliser?**

In accordance with point 1 in PFC 1: Fertiliser in Part II of Annex III, the nutrients declaration is a voluntary declaration and the manufacturers decide which nutrients they want to declare – as long as the requirements in relation to the minimum quantity specified in Annex I are met, except for:

- Nitrogen (N) or phosphorus pentoxide (P₂O₅) which have to be indicated as soon as they are above 0,5 % by mass (for more details see sub-section 3.3),
- Micronutrients present in the minimum content specified in Annex I, which shall be declared if they are intentionally added to an inorganic or an organo-mineral fertiliser.

If a nutrient is declared, all the FPR requirements in relation to the nutrient declaration have to be met.

3.2. **When the regulation does not define minimum content for secondary nutrients (PFC 1 (A) and PFC 1 (B)), how to label the content of these nutrients?**

It is under the responsibility of the manufacturer to declare content of secondary nutrients, taking into account the tolerances which must be applied to them.

3.3. **When the content of nitrogen (N) or phosphorus pentoxide (P₂O₅) has to be indicated as it is above 0,5 % by mass, how should this information be provided?**

The indication of the content of nitrogen (N) or phosphorus pentoxide (P₂O₅) can be a range of values and is shown as part of the label just below the nutrient declaration, and *clearly separated* by a line or by another labelling information. See the label frame provided as an example sub-section 2.13 of this guidance document. A generic sentence such as *'the product contains...'* can be used to provide this indication.

3.4. **Can the term 'mineral' be used instead of or in addition to the term 'inorganic' in the designation of the product? Where should the term 'mineral' be labelled?**

Yes, it is possible to replace the term *'inorganic'* with *'mineral'* for the fertiliser that belongs to PFC 1(C) as long as the conditions stated in point 4 in PFC 1: Fertiliser in Part II of Annex III to the FPR are fulfilled. If so, in order to comply with point 1(a) of Part I in Annex III, the manufacturer has to add the PFC index of the respective sub-category to which the product belongs (i.e. PFC 1 (C) (I) (a) (ii)).

Example:


- Mineral Macronutrient Fertiliser (PFC 1 (C)(I)(a)(i))
- Mineral Macronutrient Fertiliser – PFC 1 (C)(I)(a)(i)
- PFC 1 (C)(I)(a)(i): Mineral Macronutrient Fertiliser

3.5. **Does ammoniacal nitrogen (NH₃) refer to ammonium nitrogen (NH₄⁺) for PFC 1?**

Yes.

4. SPECIFIC LABELLING REQUIREMENTS FOR PFC 1(A) ORGANIC FERTILISER

4.1. Example of a label

NAME OF THE PRODUCT		
SOLID ORGANIC FERTILISER NPK Ca-Mg 4,5-5-1,5 (1,5-2)		
<u>Declared nutrient contents by mass:</u>		
4,5 %	Total Nitrogen (N)	
	4,0 % Organic nitrogen (N _{org}) from animal and vegetal origin, of which 2 % from manure	
	0,5 % Ammoniacal nitrogen	
5,0 %	Total phosphorus pentoxide (P ₂ O ₅)	
1,5 %	Total potassium oxide (K ₂ O)	
1,5 %	Water soluble calcium oxide (CaO)	
2,0 %	Water soluble magnesium oxide (MgO)	
29 %	Organic carbon (C _{org})	
75 %	Dry matter	
6,4	C _{org} /N _{tot}	
<u>Ingredients:</u> feather meal (CMC 10: Derived products within the meaning of Regulation (EC) No 1069/2009), castor cake (CMC 2: Plant, plant parts and plant extracts), bone meal (CMC 10), cocoa shells (CMC 2)		
<u>Instruction of use</u>		
Target plant 1:		Rate – application time – frequency
Target plant 2:		Rate – application time – frequency
Target plant 3:		Rate – application time – frequency
...		
Contact company or company's distributor for more specific recommendations.		
www.website.com		
<u>Recommended storage conditions:</u>		
Store in a dry and aired place.		
<u>Information on safety and environment:</u>		
Wash the hands after use. Do not breathe dusts.		
Farmed animals shall not be fed, either directly or by grazing, with herbage from land to which the product has been applied unless the cutting or grazing takes place after the expiry of a waiting period of at least 21 days		
Hazardous to animals in case of ingestion – Toxic to dogs and cats		
<u>Additional information:</u>		
Can be used in organic farming according to the current European legislation.		
Poor in chloride		
Organic matter: 51,7 %		
Net weight: 25 kg.	PELLETS	Production date: 12.3.2019
		
Notified body n°: XX XX XX XX		
ENTERPRISE S.A.S – Address. Tel: XX XX XX XX XX – Fax: XX XX XX XX XX Email – website.		
Type number, batch number or other element allowing product identification		

4.2. **How to declare organic nitrogen and the origin of organic matter?**

It is under the responsibility of the manufacturer to provide pertinent information on the origin of the organic matter in an organic fertiliser. He or she is also responsible for providing any relevant information necessary to manage risks to the environment. For the sake of the user's compliance with the Nitrates Directive, the declaration of organic nitrogen should therefore at least mention:

- 'X % organic nitrogen from animal origin, of which Y % from manure' if the product contains only animal raw material providing organic nitrogen,
- 'X % organic nitrogen from vegetal origin' if the product contains only vegetal raw material providing organic nitrogen,
- 'X % organic nitrogen from animal and vegetal origin, of which Y % from manure' if the product is a mix of animal and vegetal raw material providing organic nitrogen.

4.3. **At which precision level should mandatory information for PFC 1(A) be declared?**

This sub-section is particularly relevant for information elements such as the organic carbon and the dry matter content.

The manufacturer is free to define the precision level for the abovementioned information which is most pertinent for the user. For organic carbon content and dry matter content, it is recommended not to go beyond one decimal, as going beyond would not be in accordance with the precision of current analytical methods.

4.4. **Should ammoniacal nitrogen be declared even if it is not present in the product?**

Ammoniacal nitrogen has to be declared only if it is present in the final product.

4.5. **Is it possible to declare organic matter instead of organic carbon?**

In accordance with point 11 in Part I of Annex III, it is possible to refer to the organic matter instead of or in addition to the organic carbon (C_{org}). It is important to respect the following conversion factor:

$$C_{org} = \text{organic matter} \times 0,56$$

If both are used, the organic matter can be put next to organic carbon (C_{org}) into brackets, or in the voluntary information section.

4.6. **Where to include the information related to the date of production?**

The production date is the date on which the product manufacturing process is completed. It is up to the manufacturer to determine the date on which the manufacturing of the product is completed. In case, because of the manufacturing or storage system, the exact production date is not known to the manufacturer, the date of production can be understood as the date when the product is packed. The exact location of the production date on the label/packaging can vary depending on what suits best the product concerned, as long as all the information appears on the label. Thus, it is possible to use so called tracing, i.e. a reference to one single place on the label where the date is indicated. It is up to the economic operator to use the format of his/her choice to indicate the date (letters or numbers) as long as it is a full date (day/month/year). This information has been put in black colour on the label example.

5. SPECIFIC LABELLING REQUIREMENTS FOR PFC 1(B) ORGANO-MINERAL FERTILISER

5.1. Example of a label

NAME OF THE PRODUCT	
SOLID ORGANO-MINERAL FERTILISER NPK Ca-Mg 6-5-6 (1,5-2)	
<u>Declared nutrient contents by mass:</u>	
6,0 %	Total Nitrogen (N) 2,0 % Organic nitrogen (N _{org}) of animal and vegetal origin, of which 2 % from manure 3,0 % Ammoniacal nitrogen 1,0 % Urea nitrogen
5,0 %	Total phosphorus pentoxide (P ₂ O ₅)
4,0 %	Water soluble phosphorus pentoxide (P ₂ O ₅)
1,0 %	Phosphorus pentoxide (P ₂ O ₅) soluble in neutral ammonium citrate
1,5 %	Total potassium oxide (K ₂ O)
1,5 %	Water soluble potassium oxide (K ₂ O)
1,5 %	Water soluble calcium oxide (CaO)
2,0 %	Water soluble magnesium oxide (MgO)
0,05 %	Water soluble Copper (Cu) from sulphate
0,50 %	Water soluble Iron (Fe) chelated by EDTA
22,4 %	Organic carbon (C _{org})
92 %	Dry matter
<u>Ingredients:</u> cocoa shells (CMC 2: Plants, plant parts or plant extracts), castor cake (CMC 2), meat meal (CMC 10: Derived products within the meaning of Regulation (EC) No 1069/2009), natural phosphate (CMC 1: Virgin material substances and mixtures), mono-ammonic phosphate CAS n° 7722-76-1 (CMC 1), potassium sulphate CAS n° 778-80-5 (CMC 1)	
<u>Instructions of use</u>	
Target plant 1:	Rate – application time – frequency
Target plant 2:	Rate – application time – frequency
Target plant 3:	Rate – application time – frequency
To be used only where there is a recognized need. Do not exceed the application rate.	
Contact company or company's distributor for more specific recommendations. www.website.com	
<u>Recommended storage conditions:</u>	
Store in a dry and aired place.	
<u>Information on safety and environment:</u>	
CLP pictograms, UFI codes and transport classification pictograms must be added when applicable.	
Farmed animals shall not be fed, either directly or by grazing, with herbage from land to which the product has been applied unless the cutting or grazing takes place after the expiry of a waiting period of at least 21 days	
Hazardous to animals in case of ingestion – Toxic to dogs and cats	
This fertiliser contains urea, which can release ammonia and have an impact on air quality. Depending on local conditions, appropriate remediation measures must be taken.	
<u>Additional information:</u>	
Organic matter: 40 %	
Low Cadmium content – Poor in Chloride	
Net weight 25 kg	PELLETS
CE	
Notified body n°: XX XX XX XX	
ENTERPRISE S.A.S – Address. Tel: XX XX XX XX XX – Fax: XX XX XX XX XX Email – website	
Batch n°: XX XX XX XX	

5.2. **How to declare organic nitrogen and the origin of organic matter?**

It is under the responsibility of the manufacturer to provide pertinent information on the origin of organic matter in the Organo-mineral Fertiliser. He or she is also responsible for providing any relevant information necessary to manage risks to the environment. For the sake of the user's compliance with the Nitrates Directive, the declaration of organic nitrogen should therefore at least mention:

- 'X % organic nitrogen, from animal origin, of which Y % from manure' if the product contains only animal raw material providing organic nitrogen;
- 'X % organic nitrogen, from vegetal origin' if the product contains only vegetal raw material providing organic nitrogen,
- 'X % organic nitrogen, from animal and vegetal origin, of which Y % from manure' if the product is a mix of animal and vegetal raw material providing organic nitrogen.

5.3. **Should a specific form of nitrogen (N), phosphorus (P) or potassium (K) be declared even if it is not present in the product?**

Specific forms or solubility of nutrients have to be declared only if present in the final product.

5.4. **How to provide pertinent information about the possible air quality impacts of the release of ammonia from the fertiliser use, and an invitation to users to apply appropriate remediation measures when urea (CH₄N₂O) is present in the product?**

The label of all fertilising products marketed according to the FPR and containing urea must refer to the potential air quality impact due to the release of ammonia from the fertiliser use and invite users to take appropriate remediation measures. This statement should be preferably close to or underneath the nutrient declaration, or in the section concerning safety and environment.

The statement may be of general nature, for example, along the following lines:

'This fertiliser contains urea, which can release ammonia and have an impact on air quality. Depending on local conditions, appropriate remediation measures must be taken.'

or

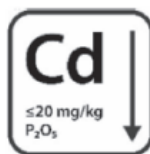
'This fertiliser contains urea, which can release ammonia and have an impact on air quality. Depending on local conditions, appropriate remediation measures must be taken. The manufacturer of this fertiliser has already taken the remediation measure of incorporating a urease inhibitor.'

5.5. **How to declare the 'low cadmium content'?**

When the product displays a cadmium content equal to or lower than 20 mg/kg phosphorus pentoxide (P₂O₅), it is possible to declare that the product is low in cadmium content. It is recommended to put this statement in 'the Additional information' part of the label. There are various ways to declare this statement, either by text and/or using a pictogram. Should a pictogram be used, it should contain the chemical symbol Cd, but no symbols representing other product features.

Figure

Example of Low Cadmium pictogram



5.6. **At what precision can micronutrients be declared?**

The manufacturer should respect the decimals as referred in the FPR for micronutrients. For more details, see sub-section 6.1.2.

6. SPECIFIC LABELLING REQUIREMENTS FOR PFC 1(C) INORGANIC FERTILISER

6.1. PFC 1 (C)(I): Inorganic Macronutrient Fertiliser

6.1.1. Example of a label

Proposal for nutrient declaration for an inorganic macronutrient fertiliser with micronutrients including link to mineral fertiliser statement:

SOLID INORGANIC MACRONUTRIENT FERTILISER

NPK (Ca, Mg, S) mineral fertiliser with micro-nutrients, 16-9-12 (+3 +2 +15) / 16-3,9-10 (+2,1 +1,2 +6)

Or

MINERAL FERTILISER (PFC 1(C)(I)(a))

NPK (Ca, Mg, S) fertiliser with micro-nutrients, 16-9-12 (+3 +2 +15) / 16-3,9-10 (+2,1 +1,2 +6)

Or

MINERAL FERTILISER (PFC 1(C)(I)(a))

NPK (Ca, Mg, S) complex (*) fertiliser with micro-nutrients, 16-9-12 (+3 +2 +15) / 16-3,9-10 (+2,1 +1,2 +6)

Or

MINERAL FERTILISER (PFC 1(C)(I)(a))

NPK (Ca, Mg, S) complex fertiliser 16-9-12 (+3 +2 +15) / 16-3,9-10 (+2,1 +1,2 +6) with micro-nutrients

16 % **TOTAL NITROGEN (N)**

7,0 % Nitric Nitrogen

9,0 % ammoniacal nitrogen

9 % **TOTAL PHOSPHORUS PENTOXIDE (P₂O₅) (= 3,9 % P)**

6,7 % water soluble phosphorus pentoxide (P₂O₅) (= 2,9 % P).

9,0 % phosphorus pentoxide (P₂O₅) soluble in neutral ammonium citrate (= 3,9 % P).

12 % **POTASSIUM OXIDE (K₂O) (= 10 % K)** Water soluble.

3 % **TOTAL CALCIUM OXIDE (CaO) (= 2,1 % Ca)**

1,0 % CaO (= 0,7 % Ca) water soluble

2 % **TOTAL MAGNESIUM OXIDE (MgO) (= 1,2 % Mg)**

15 % **SULPHUR TRIOXIDE (SO₃) (= 6 % S)** Water soluble.

0,01 % Boron (B), as sodium salt, water soluble

0,020 % Total Copper (Cu), complexed by HGA, 0,015 % water soluble

0,30 % Total Iron (Fe)

0,26 % as sulphate, soluble in water; 0,04 % chelated by EDTA

0,05 % Manganese (Mn), as sulphate, water soluble

0,006 % Total Molybdenum (Mo), as sodium salt

0,003 % water soluble

0,008 % Total Zinc (Zn), as oxide

To be used only where there is a recognised need. Do not exceed the application rate.

Remark: this label example is only showing part of the mandatory labelling (applicable to this category of fertiliser). For an example in full detail, please see the example in sub-section 6.5.

(*) Only applicable for those fertilisers that fit the definition of complex (each physical unit contains all the declared nutrients in their declared content).

6.1.2. What is the minimum number of decimals that should be indicated on the label?

The FPR is not providing guidance on the number of decimals to be used. The author of the label should keep it legible for the user and therefore it is suggested:

- To limit it to zero or one decimal for the declaration of macronutrients (N-P-K-Ca-Mg-Na-S), except for those for which minimum declarable quantity values are already defined with one or more decimals in Annex I to the FPR.
- To respect, as much as possible, the number of decimals as referred to in the Regulation for the declaration of micronutrients. If needed (for example, to meet tolerance limits) one additional decimal, as referred to in the FPR for micronutrients can be used.

6.1.3. How to provide pertinent information about the possible air quality impacts of the release of ammonia from the fertiliser use, and an invitation to users to apply appropriate remediation measures when urea (CH₄N₂O) is present in the product?

The label of all fertilising products marketed according to the FPR and containing urea must refer to the potential air quality impact due to the release of ammonia from the fertiliser use and invite users to take appropriate remediation measures. This statement should be preferably close to or underneath the nutrient declaration, or in the section concerning safety and environment.

The statement may be of general nature, for example, along the following lines:

'This fertiliser contains urea, which can release ammonia and have an impact on air quality. Depending on local conditions, appropriate remediation measures must be taken.'

or

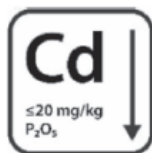
'This fertiliser contains urea, which can release ammonia and have an impact on air quality. Depending on local conditions, appropriate remediation measures must be taken. The manufacturer of this fertiliser has already taken the remediation measure of incorporating a urease inhibitor.'

6.1.4. How to declare the 'low cadmium content'?

When the product displays a cadmium content equal to or lower than 20 mg/kg phosphorus pentoxide (P₂O₅), it is possible to declare that the product is low in cadmium content. It is recommended to put this statement in the 'Additional information' part of the label. There are various ways to declare this statement, either by text and/or using a pictogram. Should a pictogram be used, it should contain the chemical symbol Cd, but no symbols representing other product features.

Figure

Example of Low Cadmium pictogram



6.2. PFC 1(C)(I)(a): Solid Inorganic Macronutrient Fertiliser

6.2.1. Example of a label

Please refer to example provided under sub-section 7.1.

6.2.2. Example for granulometry

See below in sub-section in paragraph 6.2.3.

6.2.3. In what way can granulometry and physical unit be indicated on the label? Is it allowed to reference more than one sieve when indicating the granulometry of a product?

The determined sieve(s) is(are) to be defined by the manufacturer depending on the product.

The information in relation to granulometry and physical unit should be provided, preferably grouped on the label. Additional information concerning granulometry can be voluntarily given by the manufacturer, as long as it is compliant with the FPR.

Moreover, it should be allowed to indicate more than one form of the physical unit, as for stability reasons, for example, a combination of more than one physical unit can be present.

Example: Mandatory granulometry and physical unit label descriptions for an inorganic solid macronutrient fertiliser:

Granulometry: Powder. 90 % of the product passes through sieve of 1 mm.

Granulometry: Granules. X % of the product passes through sieve of Y mm.

Example: Alternative granulometry and physical unit label descriptions for an inorganic solid macronutrient fertiliser to be compliant to requirements in point 2 of PFC 1(C)(I)(a) in Part II of Annex III:

Granulometry: Combination of powder and prills. X % of the product passes through sieve of 1 mm and the remaining Y % through sieve of Z mm. **Granulometry:** Granules. 95 % of the product has a granular size between 2,0–4,5 mm.

6.2.4. How is a 'coating' defined?

The specific information concerning coated fertilisers should preferably be grouped as much as possible on the label. Information concerning coated fertilisers that must be provided refers to:

- The functionality period of the coated fertiliser,
- The type of coating agent as referred to in point 4 of PFC 1(C)(I)(a) in Part II of Annex III.

6.2.5. How to declare the functionality period of the coated fertiliser?

See recommendations above under Section 2.5.

6.2.6. How to declare the type of coating agent?

With respect to the coated solid inorganic fertilisers the brand name of the coating agent(s) and the percentage of fertiliser coated by each agent should be indicated. Within the FPR, coating agent is a polymer or sulphur controlling water penetration into nutrient particles and thus the release of nutrients. This information should be followed by the markings: *'The rate of nutrient releases can vary according to the temperature of the substrate. An adjustment of fertilisation may be necessary.'* In case the fertiliser is coated or partially coated with sulphur as a coating agent the first marking should be rephrased as: *'The rate of nutrient release can vary according to the temperature of the substrate and the biological activity'*.

Example covering all mandatory information as regards coated fertilisers:

An X-Y months product. 100 % of the product is coated with BRANDNAME® coating. The rate of nutrient release can vary according to the temperature of the substrate. An adjustment of fertilisation may be necessary. Re-application after less than Y months is not allowed.

6.2.7. How to draw the label for mined fertilisers?

Mining is the extraction of valuable minerals or other geological materials from the earth, usually from an orebody, lode, vein, seam, reef or placer deposit. These deposits are natural sources of the minerals, which are used as inorganic fertilisers themselves or as raw materials to produce (some) inorganic fertilisers.

Due to the natural origin of those mined fertilisers the content of naturally occurring impurities (minerals not important for the product) can vary in the product during the mining process. However, as impurities should not be included in the list of ingredients (see sub-Section 2.7 of this guidance document for more information), only the mined product (mined mineral) itself should be seen as an ingredient and thus indicated in the ingredient section on the label.

Some mined fertilisers have been known by their mineralogical name for years. Therefore, when listing them in the ingredients section on the label, it is possible to use mineral names (for example, Sylvinite, Langbeinite) in addition to the names used in accordance with Article 18 of the CLP Regulation, and the corresponding identification number of the material (CAS number or EC number) if available.

Example: List of ingredients on the label for mined fertiliser (naturally occurring langbeinite): Ingredients: Langbeinite (Potassium magnesium sulphate) CAS 14977-37-8 (Virgin material substances and mixtures)

6.3. PFC 1(C)(I)(b): Liquid Inorganic Macronutrient Fertiliser

Proposal for nutrient declaration for a liquid inorganic macronutrient fertiliser with micronutrients including link to mineral fertiliser statement:

LIQUID INORGANIC MACRONUTRIENT FERTILISER

NPK (Ca, Mg, S) fertiliser with micronutrients, 16-9-12 (+3 +2 +15) / 16-3,9-10 (+2,1 +1,2 +6)

Or

LIQUID MINERAL FERTILISER (PFC 1(C)(I)(b))

NPK (Ca, Mg, S) fertiliser with micronutrients, 16-9-12 (+3 +2 +15) / 16-3,9-10 (+2,1 +1,2 +6)

Or

LIQUID MINERAL FERTILISER (PFC 1(C)(I)(b))

NPK (Ca, Mg, S) fertiliser 16-9-12 (+3 +2 +15) / 16-3,9-10 (+2,1 +1,2 +6) with micronutrients

16 % **TOTAL NITROGEN (N)**

7,0 % nitric nitrogen

9,0 % ammoniacal nitrogen

9 % **TOTAL PHOSPHORUS PENTOXIDE (P₂O₅) (=3,9 % P)**

9,0 % water soluble phosphorus pentoxide (P₂O₅) (=3,9 % P).

12 % **POTASSIUM OXIDE (K₂O) (=10 % K)** water soluble.

3 % **CALCIUM OXIDE (CaO) (=2,1 % Ca)** Water soluble.

2 % **MAGNESIUM OXIDE (MgO) (=1,2 % Mg)** Water soluble

15 % **SULPHUR TRIOXIDE (SO₃) (=6 % S)** Water soluble.

Micronutrients are completely water soluble: 0,01 % Boron (B), as sodium salt; 0,020 % Copper (Cu), complexed by HGA; 0,30 % Iron (Fe), 0,26 % as sulphate, 0,04 % chelated by EDTA; 0,05 % Manganese (Mn), as sulphate; 0,006 % Molybdenum (Mo), as sodium salt; 0,008 % Zinc (Zn), as sulphate

To be used only where there is a recognised need. Do not exceed the application rate.

Remark: this label example is only showing part of the mandatory labelling (applicable to this category of fertiliser). For an example in full detail, please see the example in sub-section 6.5.

6.4. PFC 1(C)(II): Inorganic Micronutrient Fertiliser

6.4.1. PFC 1(C)(II)(a): Straight Inorganic Micronutrient Fertiliser

Proposal for nutrient declaration for a straight inorganic micronutrient fertiliser including link to mineral fertiliser statement:

STRAIGHT INORGANIC MICRONUTRIENT FERTILISER

mineral micronutrient fertiliser

Or

STRAIGHT INORGANIC MICRONUTRIENT FERTILISER

mineral micronutrient fertiliser, 5,3 % Fe

Or

MINERAL MICRONUTRIENT FERTILISER (PFC 1(C)(II)(a))

5,3 % Total Iron (Fe)

2,2 % as sulphate, water soluble

3,1 % chelated by EDTA, 1,5 % water soluble

To be used only where there is a recognised need. Do not exceed the application rate.

Remark: this label example is only showing part of the mandatory labelling (applicable to this category of fertiliser). For an example in full detail, please see the example in sub-section 6.5.

6.4.2. PFC 1(C)(II)(b): Compound Inorganic Micronutrient Fertiliser

Proposal for nutrient declaration for a compound inorganic micronutrient fertiliser including link to mineral fertiliser statement:

COMPOUND INORGANIC MICRONUTRIENT FERTILISER

mineral micronutrient fertiliser in solution

Or

COMPOUND INORGANIC MICRONUTRIENT FERTILISER

mineral micronutrient fertiliser in solution, 0,2 % B, 0,52 % Cu, 2,3 % Fe, 0,5 % Mn, 0,06 % Mo, 0,8 % Zn

Or

MINERAL MICRONUTRIENT FERTILISER IN SOLUTION (PFC 1(C)(II)(b))

Micronutrients are completely water soluble:

0,2 % Boron (B), as sodium salt; 0,52 % Copper (Cu), as sulphate, complexed by HGA; 2,30 % Iron (Fe), 1,04 % chelated by EDTA; 0,5 % Manganese (Mn), as sulphate; 0,06 % Molybdenum (Mo), as sodium salt; 0,8 % Zinc (Zn), as sulphate.

or

0,2 % Boron (B), as sodium salt, water soluble

0,52 % Copper (Cu), complexed by HGA, water soluble

2,30 % Iron (Fe) as sulphate; 1,04 % chelated by EDTA water soluble

0,5 % Manganese (Mn), as sulphate, water soluble



0,06 % Molybdenum (Mo) as sodium salt, water soluble




0,8 % Zinc (Zn), as sulphate, water soluble

To be used only where there is a recognised need. Do not exceed the application rate.

Remark: this label example is only showing part of the mandatory labelling (applicable to this category of fertiliser). For an example in full detail, please see the example in sub-section 6.5.

6.5. PFC 1(C) complete label example


	
Notified body n° if applicable	
NAME OF THE PRODUCT	
	
MINERAL FERTILISER – PFC 1(C)(I)(a) <i>NPK (Ca, Mg, S) fertiliser with micro-nutrients, 16-9-12 (+3 +2 +15) / 16-3,9-10 (+2,1 +1,2 +6)</i>	
16 %	TOTAL NITROGEN (N) 7,0 % nitric nitrogen 7,0 % ammoniacal nitrogen 2,0 % urea nitrogen
9 %	TOTAL PHOSPHORUS PENTOXIDE (P₂O₅) (= 3,9 % P) 6,7 % water soluble phosphorus pentoxide (P ₂ O ₅) (= 2,9 % P). 9,0 % phosphorus pentoxide (P ₂ O ₅) soluble in neutral ammonium citrate (= 3,9 % P).
12 %	POTASSIUM OXIDE (K₂O) (= 10 % K) Water soluble.
3 %	TOTAL CALCIUM OXIDE (CaO) (= 2,1 % Ca) 1,0 % CaO (= 0,7 % Ca) water soluble.
2 %	TOTAL MAGNESIUM OXIDE (MgO) (= 1,2 % Mg)
15 %	SULPHUR TRIOXIDE (SO₃) (= 6 % S) Water soluble.
Poor in Chloride	
0,01 %	Boron (B), as sodium salt, water soluble
0,020 %	Total Copper (Cu), complexed by HGA 0,015 % water soluble
0,30 %	Total Iron (Fe), 0,26 % as sulphate, water soluble; 0,04 % chelated by EDTA
0,05 %	Manganese (Mn), as sulphate, water soluble
0,006 %	Total Molybdenum (Mo), as sodium salt 0,003 % water soluble
0,008 %	Total Zinc (Zn), as oxide
Granulometry: Granules. 95 % of the product passes through sieve of 4,5 mm.	
Ingredients: Ammonium Nitrate ¹ (CAS n° 6484-52-2), Potassium Nitrate ¹ (CAS n° 7757-79-1), Ammonium Phosphate ¹ (CAS n° 7722-76-1), Magnesium Sulphate ¹ (CAS n° 7487-88-9), Coating X ⁹ ¹ Virgin material substances and mixtures; ⁹ Polymers other than nutrient polymers.	

<u>Instructions and application rates:</u>				This product with a regular and continuous release pattern is ideal for fast growing conifers and evergreens.
	Light feeding	Normal feeding	Heavy feeding	
Container nursery stock	1 – 2 g/l	1,5 – 2,5 g/l	2,5 – 3,5 g/l	
Pot Plants	1 – 2 g/l	2 – 3 g/l	3 – 4 g/l	
Bedding plants / annuals	1 – 2 g/l	2 – 3 g/l	3 – 4 g/l	
<i>To be used only where there is a recognized need. Do not exceed the application rate</i>				
Attention: <i>The abovementioned recommended rates are based on unfertilised substrates. Please be aware that these are general recommendations. Specific situations such as use in tunnels, green-houses, or specific climate conditions require adjustments. This product is not recommended for dibbling and/or autumn/winter potting. 100 % of the product is coated with coating X®. The rate of nutrient release can vary according to the temperature of the substrate. An adjustment of fertilisation may be necessary. Re-application after less than 4 months is not allowed.</i>				
Contact company or company's distributor for more specific recommendations. www.website.com				
<u>Storage conditions:</u> Store the product in a dry and well-ventilated space out of direct sunlight. Storage temperature 0-40 °C. Partly used or damaged bags should be closed well.				
<u>Information on safety and environment:</u> Product classified under the Regulation (EC) No 1272/2008. Please refer to the corresponding labelling on the packaging. CLP pictograms, UFI codes and transport classification pictograms must be added when applicable. This fertiliser contains urea, which can release ammonia and have an impact on air quality. Depending on local conditions, appropriate remediation measures must be taken.				
<u>General information:</u> FOR PROFESSIONAL USE ONLY.				
 				
Company details				
Product n°:			Batch n°:	


7. SPECIFIC LABELLING REQUIREMENTS FOR PFC 2 LIMING MATERIAL

7.1. *Examples of a label*

Example 1

[NAME OF THE PRODUCT]
LIMING MATERIAL
<p><u>Product specific labelling requirements:</u></p> <p>Neutralising value: 54 (equivalent CaO)</p> <p>Granulometry: 90 % by mass passing through a sieve of 1,0 mm</p> <p>Total CaO: 51 % by mass</p> <p>Total MgO: 2 % by mass</p> <p>Reactivity: 73 % (hydrochloric acid test)</p>
<p><u>Ingredients:</u></p> <p>Limestone ^a CAS n° 471-34-1</p> <p>With ^a virgin material substances and mixtures</p>
<p><u>Instructions of use:</u></p> <p>1 500 to 4 000 kg/ha to increase pH from 6 to 6,5 in clay silty soils – Refer to soil analysis to calculate quantity and frequency to apply. Apply uniformly and incorporate in the soil.</p> <p>Contact company or company's distributor for more specific recommendations. www.website.com</p>
<p><u>Storage conditions:</u></p> <p>Keep in a dry place. Avoid exposure to air or moisture over prolonged periods.</p>
<p><u>Information on safety and environment:</u></p> <p>No special requirements</p>
<p><u>Additional information:</u></p> <ul style="list-style-type: none"> — 2003/2003 labelling: G.1.(a) Natural limestone – standard quality — Authorised to be used in organic farming according to the current EU legislation
25 kg net
 <p>Notified body n°: xxxx (if applicable)</p>
<p>Manufacturer's name</p> <p>Manufacturer's registered trade name or trade mark</p> <p>Postal address</p>
<p>Type number, batch number or other element allowing product identification</p>

Example 2

[NAME OF THE PRODUCT]	
LIMING MATERIAL	
<u>Product specific labelling requirements:</u>	
Neutralising value:	94 (equivalent CaO)
Granulometry:	5 % by mass passing through a sieve of 1,0 mm
Total CaO:	93 % by mass
Total MgO:	1 % by mass
<u>Ingredients:</u>	
Burnt lime ^a CAS n° 305-78-8	
With ^a virgin material substances and mixtures	
<u>Instructions for use:</u>	
500 to 1 000 kg/ha to increase pH from 6 to 6,5 in clay silty soils – Refer to soil analysis to calculate quantity and frequency to apply. Apply uniformly on humid soil and incorporate in the soil	
Contact company or company's distributor for more specific recommendations. www.website.com	
<u>Storage conditions:</u>	
Keep in a dry place. Avoid exposure to air or moisture over prolonged periods.	
<u>Information on safety and environment:</u>	
<i>CLP pictograms, transport classification pictograms and UFI codes must be added when applicable.</i>	
<u>Additional information:</u>	
—	EN 14069:2017: Burnt lime – premium quality– screened
—	Granulometry by dry sieving: 2 to 8 mm – 98 % by mass passing through a sieve of 8 mm and 4 % by mass passing through a sieve of 0,4 mm
25 kg net	Production date: DD/MM/YYYY
	
Notified body n°: xxxx (if applicable)	
Manufacturer's name	
Manufacturer's registered trade name or trade mark	
Postal address	
Type number, batch number or other element allowing product identification	

7.2. **Regulatory reference, explanation and voluntary additions**

Examples of voluntary additions on the label in section 'additional information':

- Labelling according to Regulation (EC) No 2003/2003 of the European Parliament and of the Council ⁽⁵⁾ or standard EN 14069

Since 2014, liming materials have been labelled according to the criteria set in Regulation (EC) No 2003/2003 as amended by Commission Regulation (EU) No 463/2013 ⁽⁶⁾. To ensure some consistency in the labelling information and to provide users with familiar information, a reference to the labelling according to this regulation may be provided in the section 'additional information' on a voluntary basis.

Alternatively, a reference to product denomination according to standard EN 14069 ⁽⁷⁾ can be placed voluntarily on the label of the liming material. This European Standard specifies the standard and premium requirements of products of natural origin and products from industrial processes to be used as liming materials in agriculture.

- Reference to reactivity

Annex III to the FPR requires declaration of reactivity and method of determination of reactivity.

In existing commercial practices, three methods are recognized for the determination of the reactivity of liming materials:

- (a) Determination of the reactivity of carbonate and silicate liming materials with hydrochloric acid;
- (b) Determination of product effect by soil incubation;
- (c) Determination of the reactivity by automatic titration method with citric acid.

Annex I to the FPR sets minimum requirements for reactivity with reference to the hydrochloric acid or incubation tests. In some EU Member States the reactivity of liming materials is measured using another test: the citric acid method (as currently described in standard EN 16357 ⁽⁸⁾). However, this method is not included in Annex I to the FPR and, therefore, cannot be used to prove compliance with the requirements therein.

The specific labelling requirements for PFC 2 in Annex III do not specify a mandatory reference to one of two tests that are included in Annex I. For labelling purposes, the manufacturer therefore has the possibility to choose among any available measuring tests the one that suits the product best and is of highest value to the user, and declare accordingly the reactivity of his/her product.

⁽⁵⁾ Regulation (EC) No 2003/2003 of the European Parliament and of the Council of 13 October 2003 relating to fertilisers (OJ L 304, 21.11.2003, p. 1).

⁽⁶⁾ Commission Regulation (EU) No 463/2013 of 17 May 2013 amending Regulation (EC) No 2003/2003 of the European Parliament and of the Council relating to fertilisers for the purposes of adapting Annexes I, II and IV thereto to technical progress (OJ L 134, 18.5.2013, p. 1).

⁽⁷⁾ EN 14069:2017, Liming materials – Denominations, specifications and labelling.


⁽⁸⁾ EN 16357:2013, Carbonate liming materials – Determination of reactivity – Automatic titration method with citric acid.

8. SPECIFIC LABELLING REQUIREMENT FOR PFC 3 SOIL IMPROVER


8.1. PFC 3(A) Organic Soil Improver

8.1.1. Examples of a label

Example 1: for the labelling of a 100 % peat organic soil improver to be used for instance as an amendment for blueberry cultivation:

[NAME OF THE PRODUCT]	
ORGANIC SOIL IMPROVER	
<u>Product specific labelling requirements:</u>	
Dry matter (DM):	45 % by mass
pH:	4,5 ⁽¹⁾
Electrical conductivity:	5 mS/m ⁽²⁾
Organic carbon (C _{org}):	54 % mass
Organic nitrogen (N _{org}):	1 % mass, organic matter of peat origin
C _{org} /N ratio:	54
<u>Ingredients: peat³</u>	
With ^a virgin material substances and mixtures	
<u>Instructions for use:</u>	
The function of this organic soil improver is to improve the physical properties and structure of the soil to which it is added and worked in to. In particular, the water holding capacity of sandy soils is improved. Heavy, clayey soils are improved by increasing the air capacity. The application rate is 5 to 20 litres/m ² of soil depending on how sandy or clayey a soil is.	
Contact company or company's distributor for more specific recommendations. www.website.com	
<u>Storage conditions:</u>	
To avoid product's changes, protect from exposure to weather i.e. sunlight, precipitation and drying out.	
Information on safety and environment:	
Do not eat. Avoid wrong and not intended application.	
<u>Additional information:</u>	
RPP certified (with visible logo)	
RHP certified (with visible logo)	
50 L net	Production date: DD/MM/YYYY, see side of package ⁽³⁾
	
Notified body n°: xxxx (if applicable)	
Manufacturer's name Manufacturer's registered trade name or trade mark Postal address Importer's name Importer's registered trade name or trade mark Importer's postal address	
Type number, batch number or other element allowing product identification ⁽⁴⁾	
(1)	Recommendation to refer to the EN method.
(2)	Recommendation to refer to the EN method.
(3)	Production date, type number, batch number or other element allowing product identification (Article 6(5) of the FPR) can be printed separately on the package.
(4)	Production date, type number, batch number or other element allowing product identification (Article 6(5) of the FPR) can be printed separately on the package.

Example 2 for labelling of a bulky compost soil improver:

[NAME OF THE PRODUCT]	
ORGANIC SOIL IMPROVER	
<u>Product specific labelling requirements:</u>	
Dry matter (DM):	40 % by mass
pH:	8,5 ⁽¹⁾
Electrical conductivity:	220 mS/m ⁽²⁾
Organic carbon (C _{org}):	15,7 % mass or
Organic nitrogen (N _{org}):	1 % mass, organic matter of compost origin
C _{org} /N ratio:	16
<u>Indications of nutrient content:</u>	
Total Nitrogen (N)	1,1 %
Total Phosphorus pentoxide (P ₂ O ₅)	0,6 %
Total Potassium oxide (K ₂ O)	1,0 %
<u>Ingredients:</u> Compost ^a	
With ^a CMC 3: Compost	
<u>Instructions for use:</u>	
Organic soil improver can be used for every soil type for maintaining and improving the physical or chemical properties, the structure and biological activity of the soil. The content of organic matter, nutrients and the pH-value acts on soil fertility conditions.	
For application on arable land (wheat, sugar beet, rapeseed, maize, field vegetables etc.) the individual conditions of soil type, climate and production have to be considered. When calculating the nutrient demand of the crops, the available nutrient load of the organic soil improver has to be taken into account.	
In landscaping organic soil improvers are used for plant beds or in planting holes for shrubs, perennials and woody plants.	
Further applications of organic soil improver are mulching, top dressing and component for growing media.	
National Regulations and national official recommendations for application must be complied with.	
Contact company or company's distributor for more specific recommendations. www.website.com	
<u>Storage conditions:</u>	
Outdoor storage of bulk material has to be in a way to avoid material erosion to water bodies.	
<u>Information on safety and environment:</u>	
Material use only in accordance with application recommendations.	
Clean hands after material use.	
40 tonnes	Production date: DD/MM/YYYY, see accompanying documents (bulk transport) ⁽³⁾
	
Notified body n°: xxxx	
Manufacturer's name Manufacturer's registered trade name or trademark Postal address Importer's name Importer's registered trade name or trademark Importer's postal address	
Type number, batch number or other element allowing product identification ⁽⁴⁾	
⁽¹⁾ Recommendation to refer to the EN method.	
⁽²⁾ Recommendation to refer to the EN method.	
⁽³⁾ Production date, type number, batch number or other element allowing product identification (Article 6.5 of FPR).	
⁽⁴⁾ Production date, type number, batch number or other element allowing product identification (Article 6(5) of the FPR).	

8.1.2. Regulatory reference, explanation and voluntary additions

National regulations, both on the use of the product or on compliance with the requirements for placing it on the national market, may be added on a voluntary basis as long as they are clear to the user and separated from the FPR label.

Possible statements about compliance with the FPR include:

'The product fulfils the requirements set for PFC 3(A) (Organic Soil Improver) in Part II of Annex I and for CMC 3 (Compost) in Part II of Annex II to the FPR.'

'The product fulfils the requirements of Council Regulation (EC) No 834/2007 (Organic production and labelling of organic products).'⁽⁹⁾

'The production process and the product has been externally controlled according to Module D1: Quality Assurance of the Production Process as described in Part II of Annex IV to the FPR.'

8.2. **PFC 3(B) Inorganic Soil Improver**

8.2.1. **Example of a label**

[NAME OF THE PRODUCT]
INORGANIC SOIL IMPROVER
<u>Product specific labelling requirements:</u> Dry matter content: 90 % by mass
<u>Ingredients:</u> Bentonite ^a CAS no 1302-78-9 With ^a virgin material substances and mixtures
<u>Instructions for use:</u> Spread onto surface of soil and mix into top. Contact company or company's distributor for more specific recommendations. www.website.com
<u>Storage conditions:</u> Keep in a dry place. Avoid exposure to air or moisture over prolonged periods.
<u>Information on safety and environment:</u> No special requirements
<u>Additional information:</u> Authorized to be used in organic farming according to the current EU legislation
40 tonnes Production date: DD/MM/YYYY
 Notified body n°: xxxx (if applicable)
Manufacturer's name Manufacturer's registered trade name or trade mark Postal address Importer's name Importer's registered trade name or trade mark Importer's postal address
Type number, batch number or other element allowing product identification ⁽¹⁾
⁽¹⁾ Production date, type number, batch number or other element allowing product identification (Article 6(5) of the FPR) can be printed separately on the package.

⁽⁹⁾ OJ L 189, 20.7.2007, p. 1.

8.2.2. Regulatory reference, explanation and voluntary additions


Annex I of the FPR does not provide efficiency criteria or parameters for inorganic soil improvers, meaning that no product specific labelling requirements need to be provided. In the absence of harmonized criteria and their corresponding standards, product suppliers are invited to provide information on efficiency of the product in the section ‘additional information’.

9. SPECIFIC LABELLING REQUIREMENTS FOR PFC 4 GROWING MEDIUM

A PFC 4 product consists of a single bulky (volume-building) component or a mix of bulky (volume-building) components (for example: peat, wood fibers, coconut coir, compost, expanded perlite).


9.1. Examples of a label

Example 1: the labelling of a mineral wool growing medium

[NAME OF THE PRODUCT]
GROWING MEDIUM
<p>Product specific labelling requirements pH (H₂O): 6,0</p>
<p>Instructions for use: Recommended use: Usable in hydroponic cultivation systems to grow fruity vegetables and other crops</p>
<p>Storage conditions:</p> <ul style="list-style-type: none"> — Products should be stored dry. If possible also store in original packaging. — Incompatible materials: None. — Packaging material: Products are packed in polyethylene film or cardboard on wooden pallets.
<p>Information on safety and environment This product can be used safely by growers for growing plants. Please follow the instructions in the Safe Use Instructions Sheet.</p>
<p>Ingredients: Stone wool CAS no° 65997-17-3^a, binding material CAS no° 9003-35-4^a With ^a virgin material substances and mixtures</p>
<p>Special instructions for products containing binding materials Please do not use in contact with soil In collaboration with the manufacturer, please make sure of a sound disposal of the products after end of use</p>
<p>Additional information:</p>
<p>1 PCE, Length 133 cm × width 15 cm × height 10 cm Production date: DD/MM/YYYY</p>
<p> Notified body n°: xxxx</p>
<p>Manufacturer's name Manufacturer's registered trade name or trademark Postal address</p> <p>Importer's name Importer's registered trade name or trademark Importer's postal address</p>
<p>Type number, batch number or other element allowing product identification</p>

Example 2: growing medium consisting of only bulky (volume-building) components

A growing medium cannot contain fertilisers, liming materials, plant biostimulants or products belonging to other PFCs. This type of growing medium (PFC 4) is placed on the market for exceptional applications where the addition of products belonging to other PFCs is not essential. It will also serve as the basis for Fertilising Product Blends (PFC 7) containing other PFCs. Any Growing Medium (PFC 4) blended with one or more products of any other PFC (for example fertiliser, liming material, plant biostimulants) is a PFC 7. An example is given in Section 12 on the labelling requirements for PFC 7.

[NAME OF THE PRODUCT]	
GROWING MEDIUM (without addition of other PFCs)	
<u>Product specific labelling requirements:</u>	
Electrical conductivity:	50 mS/m ⁽¹⁾
pH (H ₂ O):	5 ⁽²⁾
Phosphorus pentoxide (P ₂ O ₅):	25 mg/l (CAT-soluble)
<u>Ingredients:</u>	
Peat ^a , wood fibres ^b , green compost ^c	
With ^a virgin material substances and mixtures, ^b plants, plant parts or plant extracts, ^c compost	
<u>Instructions for use:</u>	
Growing medium without any other blended fertilisers, liming materials, biostimulants or other products, used as a plain PFC 4 forming the basis for other fertilising product blends (PFC7). Contact company or company's distributor for more specific recommendations. www.website.com	
<u>Storage conditions:</u>	
To avoid product changes protect from exposure to weather i.e. sunlight, precipitation and drying out, store dry.	
<u>Information on safety and environment:</u>	
Do not eat. Avoid wrong and not intended application.	
<u>Additional information:</u>	
RPP certified (with visible logo).	
RHP certified (with visible logo)	
RAL certified	
70 L net	Production date: DD/MM/YYYY⁽³⁾
	
Notified body n°: xxxx	
Manufacturer's name Manufacturer's registered trade name or trademark Postal address Importer's name Importer's registered trade name or trademark Importer's postal address	
Type number, batch number or other element allowing product identification ⁽⁴⁾	
(1)	It's allowed to refer to the harmonised standard or other technical specification used.
(2)	It's allowed to refer to the harmonised standard or other technical specification used.
(3)	Production date, type number, batch number or other element allowing product identification (Article 6.5) are usually printed separately on the package.
(4)	Production date, type number, batch number or other element allowing product identification (Article 6.5.) are usually printed separately on the package.

Remark: This label frame is given as a general, indicative example of the label structure.


9.2. **Regulatory reference, explanation and voluntary additions**

National regulations may be added on a voluntary basis as long as they are clear to the user and separated from the FPR label.

10. **SPECIFIC LABELLING REQUIREMENTS FOR PFC 5 INHIBITORS**

10.1. **PFC 5(A) Nitrification Inhibitor**

Example:

 Notified body n° (if applicable)	
NAME OF THE PRODUCT	
NITRIFICATION INHIBITOR	
<u>Ingredients:</u> <i>Virgin Material Substances and Mixtures:</i> 3,4-dimethyl-1H-pyrazol phosphate (DMPP, CAS n°: 202842-98-6, EC no 424-640-9) Phosphoric acid (CAS n°: 7664-38-2, EC no: 231-633-2)	
<u>Instructions for use:</u> The nitrification inhibitor 3,4-dimethyl-1H-pyrazole phosphate (DMPP) can be added to solid and liquid fertilisers if at least 50 % of the total nitrogen content of the fertiliser consists of the nitrogen forms urea nitrogen and ammonium nitrogen. Minimum and maximum DMPP content is 0,8 and 1,6 as a percentage by mass of the total nitrogen present as ammoniacal nitrogen and urea nitrogen. Contact company or company's distributor for more specific recommendations. www.website.com	
<u>Storage recommendations:</u> Store in dry conditions. For further recommendations. See Section 7 of material safety data sheet.	
<u>Information on safety and environment:</u> Product classified under the Regulation (EC) No 1272/2008 and GHS. Please refer to the corresponding labelling on the packaging. CLP pictograms, transport classification pictograms and UFI codes must be added when applicable.	
<u>General information:</u> FOR PROFESSIONAL USE ONLY.	
Company details	
Product n°:.....	Batch n°:

10.2. **PFC 5(B) Denitrification Inhibitor**

At the moment no denitrification inhibitors are commercially available on the EU market. The general label layout should be similar to the layout for a nitrification and/or urease inhibitor.

10.3. **PFC 5(C) Urease Inhibitor**


Example:

	
Notified body n° (if applicable)	
NAME OF THE PRODUCT	
UREASE INHIBITOR	
<u>Ingredients:</u> Virgin Material Substances and Mixtures: N-butylphosphorothioic triamide (NBPT, CAS n° 94317-64-3, EC no: 435-740-7) N-propylphosphorothioic triamide (NPPT, CAS n° 916809-14-8, EC no: 618-780-1) Polyethyleneimine (CAS n° 9002-98-6, EC 618-346-1) Propylenglycol (CAS n° 57-55-6, EC n° 200-338-0) Dimethylsulfoxid (CAS n° 67-68-5, EC r° 200-664-3)	
<u>Instructions for use:</u> This urease inhibitor (UI) 'mixture of N-butylphosphorothioic triamide (NBPT) and N-propylphosphorothioic triamide (NPPT) (ratio 3:1)' can be added to solid and liquid fertilisers if at least 50 % of the total nitrogen content of the fertiliser consists of the nitrogen form urea nitrogen. Minimum and maximum UI content is 0,02 and 0,3 as a percentage by mass of the total nitrogen present as urea nitrogen. Contact company or company's distributor for more specific recommendations. www.website.com	
<u>Storage recommendations:</u> Store in dry conditions. For further recommendations. See Section 7 of material safety data sheet.	
<u>Information on safety and environment:</u> Product classified under the Regulation (EC) No 1272/2008 and GHS. Please refer to the corresponding labelling on the packaging. CLP pictograms, transport classification pictograms and UFI codes must be added when applicable.	
<u>General information:</u> FOR PROFESSIONAL USE ONLY.	
Company details	
Product n°:	Batch n°:

11. SPECIFIC LABELLING REQUIREMENTS FOR PFC 6 PLANT BIOSTIMULANT

11.1. *Examples of a label*

11.1.1. PFC 6(A) Microbial Plant Biostimulant

[NAME OF THE PRODUCT]					
 Notified body n°: xx xx xx xx (if applicable)					
PFC 6 (A) – Microbial Plant biostimulant					
Ingredients: CMC 7 – Azotobacter vinelandii AS 80 Micro-organism concentration: 1×10 ⁷ CFU/ml					
Instructions for use:					
Crops	Application rates (L/ha)	Application method	Application stage	Application number	Claims
Refer to the terminology specified in harmonised standards or other technical specifications	1 to 4	Soil applied nutrition or via irrigation water	Pre-plant, planting, or top dress stage	High value crops may receive repeat applications every 1-3 weeks. There are no restrictions on the number of applications per crop	Refer to the terminology specified in harmonised standards or other technical specifications
	1 to 4	Soil applied nutrition or via irrigation water	Pre-plant, planting, or top dress stage	The product can be applied weekly. There are no restrictions on the number of applications per crop or crop cycle.	
	1 to 4	with standard nutrition or via irrigation	Pre-plant, planting, or top dress stage	The product can be applied weekly. There are no restrictions on the number of applications per crop or crop cycle.	
	1 to 4	Applied in-furrow or with soil nutrition as well as side-dress/top-dress. The product may also be applied via irrigation	From the pre-planting through to mid-vegetative stage	There are no restrictions on the number of applications per crop or crop cycle.	
The product can be mixed with the majority of liquid fertilisers, plant nutrition products or plant protection products but must not be mixed with any bactericide. The product may also be applied with all transplant solutions, dips and watering solutions.					

<p>It is recommended to perform a compatibility test before applying this product as a mixture. SHAKE/AGITATE WELL BEFORE USING. Contact company or company's distributor for more specific recommendations. www.website.com</p>	
<p><u>Recommended Storage conditions:</u> Keep the product in its original packaging. Store in a cool, dry place between 2 °C and 48 °C. Do not expose to direct sunlight. Protect from freezing.</p>	
<p><u>Information on Safety and Environment (1):</u> EUH 208: Contains Azotobacter vinelandii, micro-organisms may have the potential to provoke sensitising reactions P102: Keep out of reach of children P270: Do not eat, drink or smoke when using this product P280: Wear protective gloves/protective clothing/eye protection/face protection type FFP3</p>	
<p><u>Emergency contact:</u> In case of emergency contact: XX: tel. XX-XX-XX-XX, (24/24, 7/7)</p>	
<p>Production date: see on the packaging Expiry date: 3 years from production date</p>	<p><u>Type number/Batch number</u> + notified body number (if applicable)</p>
<p>5 L LIQUID</p>	<p>ENTERPRISE S.A.S – Address. Tel: XX XX XX XX XX – Fax: XX XX XX XX XX</p>
<p>(1) CLP pictograms may be added only if the product is covered by the CLP Regulation.</p>	

11.1.2. PFC 6(B) Non-Microbial Plant Biostimulant

[name of the product]					
<div style="display: flex; align-items: center; justify-content: center;"> <p>Notified body n°: XX XX XX XX (if applicable)</p> </div>					
PFC 6 (B) NON-MICROBIAL PLANT BIOSTIMULANT					
<p><u>Ingredients:</u> Derived products within the meaning of Regulation (EC) No 1069/2009 (Animal protein hydrolysate)</p> <p>Virgin material substances and mixtures (Urea – Diammonium phosphate)</p>					
<u>Instructions for use:</u>					
Crops	Application rates (L/ha)	Application method	Application stage	Application number	Claims
Refer to the terminology specified in harmonised standards or other technical specifications	2 to 4	Foliar pulverization	From 2-4 leaves stage	1 to 3	Refer to the terminology specified in harmonised standards or other technical specifications
	4 to 6	Foliar pulverization	From vegetative growth	1 to 4	
	5 to 10	Foliar pulverization	Regrowth vegetation	2 to 5	
<p>The product is compatible with many plant protection products. In case of mixture, it is the user responsibility to test the mixture before application. Pour last in the tank.</p> <p><i>Farmed animal must not be fed with herbage, either directly or by grazing, with herbage, from land to which this product has been applied unless the cutting or grazing takes place after the expiry of a waiting period which is at least 21 days. Contact company or company's distributor for more specific recommendations. www.website.com</i></p>					
<p><u>Recommended storage conditions:</u> Store in a dry place (see pictures).</p>					
<p><u>Information on Safety and Environment (!):</u> Wash the hands after use. Do not breathe dusts.</p> <div style="text-align: center; margin: 10px 0;"> </div> <p>In case of emergency contact: XX: tel:XX-XX-XX-XX, (24/24, 7/7)</p>					
<p><u>Additional Information</u> Poor in chloride</p> <p>This fertiliser contains urea, which can release ammonia and have an impact on air quality. Depending on local conditions, appropriate remediation measures must be taken.</p>					
<p>Production date: see on the packaging</p> <p>Expiry date: 3 years from production date</p>			<p>Type number/Batch number + notified body number (if applicable)</p>		
<p>5 L LIQUID</p>			<p>ENTERPRISE S.A.S – Address. Tel: XX XX XX XX XX – Fax: XX XX XX XX XX</p>		
<p>(!) CLP pictograms, may be added only if the product is covered by the CLP Regulation.</p>					

11.2. How to label the physical form of the product?

The physical form (liquid or solid) should be indicated.

11.3. How to provide the relevant instructions related to the efficacy of the product, including soil management practices, chemical fertilisation, incompatibility with plant protection products, recommended spraying nozzles size, sprayer pressure and other anti-drift measures?

The instructions of use can be provided in a table format, as indicated in the examples in sub-section 11.1, including information such as crops, application rate, application method, application stage, application number and claims. The claimed effects should correspond to the ones indicated in the biostimulant definition, namely: nutrient use efficiency, tolerance to abiotic stress, quality traits, or availability of confined nutrients in the soil or rhizosphere. These should preferably be complemented by the claimed effects identified in harmonised standards for biostimulants.

11.4. How to include a statement regarding the fact that micro-organisms may have the potential to provoke sensitising reactions?

The label shall contain the following phrase: '*Micro-organisms may have the potential to provoke sensitising reactions*'. This phrase should be included within other hazard phrases in the label section 'Information on Safety and Environment'.

11.5. How to provide the production and expiry date and where to place it on the label?

The production and expiration date should be provided on the label. The determination of the product expiry date should be up to the manufacturer. The production and expiry date can also be located directly on the package or on a folded leaflet (in case of a bulk product).

11.6. Specific instructions for Microbial Biostimulants

Within the part of the label 'Declaration of content' all intentionally added micro-organisms shall be indicated. Where the micro-organism should have several strains, the intentionally added strains should be indicated. The microorganism concentration is to be expressed as the number of active units per volume or weight, or in any other manner that is relevant to the micro-organism, for example, colony forming units per gram (cfu/g).


12. SPECIFIC LABELLING REQUIREMENTS FOR PFC 7 FERTILISING PRODUCT BLEND

As stated in the FPR, all the labelling requirements applicable to all component EU fertilising products apply to the fertilising product blend. For a better understanding, labelling requirements specific to each PFC are identified below by a colour code in the labelling examples.

12.1. Examples of a label

The following examples assume that the blending does not lead to a change of nature of each of the component of the respective fertilising product blends.

Example 1: Labelling of a fertilising product blend composed of 2 EU fertilising products from the same PFC (an already EU compliant PFC 1 (C) in light blue with another already EU compliant PFC 1 (C) in dark blue)

NAME OF THE PRODUCT	
COMPOUND SOLID INORGANIC MACRONUTRIENT FERTILISER – STRAIGHT SOLID INORGANIC MACRONUTRIENT FERTILISER	
NPK (S) 10,5-13,5-12 (30) Mineral Fertiliser	
<input type="checkbox"/> Content: 10,5 % TOTAL NITROGEN (N) 10,5 % ammoniacal nitrogen (N)	Declaration of content as expressed for the final fertilising product blend
13,5 % TOTAL PHOSPHORUS PENTOXIDE (P ₂ O ₅) 9,4 % phosphorus pentoxide (P ₂ O ₅) water soluble 13,5 % Phosphorus pentoxide (P ₂ O ₅) soluble in neutral ammonium citrate	
12 % POTASSIUM OXIDE (K ₂ O) water soluble	
30 % SULFUR TRIOXIDE (SO ₃) water soluble	
Granules. 95 % of the product has a granular size between 2,0 and 4,5 mm	
<input type="checkbox"/> List of ingredients: NK (S) 15-17 (43) [Ammonium sulphate CAS n° 7783-20-2, virgin material substances and mixtures – Potassium chloride CAS n° 7447-40-7, virgin material substances and mixtures] – Superphosphate concd. CAS n° 65996-95-4, virgin material substances and mixtures	
<input type="checkbox"/> Instructions for use: (see guidance document point 3) <i>Instructions for intended use</i> Farmers are encouraged to avoid over-fertilisation and to take official advice while drawing fertilisation planning.	
<input type="checkbox"/> Recommended storage conditions: (see guidance document point 3) Store under a dry and ventilated place to protect the fertilisers from sun and moisture. Refer to Safety Data Sheet Section 7.2	
<input type="checkbox"/> Information on safety and environment: (see guidance document point 3) Product classified under the Regulation (EC) No 1272/2008. Refer to the corresponding safety information on the packaging. To avoid risks to human health and environment comply with the use instructions of this fertilising product.	
<input type="checkbox"/> Additional Information: Low cadmium content	
600 KG NET Batch/Type number  + notified body number (if applicable)	Produced by: Name Address

Designation of each claimed PFC separated by a dash or a word like 'and' or 'with'

Content of nutrients as expressed for the final product blend

Declaration of content as expressed for the final fertilising product blend

Declaration of granulometry as expressed for the final fertilising product blend


List of EU fertilising products composing the blend in decreasing order followed by the word 'containing' or with brackets [] and the list of ingredients and CMCs of each EU fertilising product composing the final fertilising product blend

Information provided for the final fertilising product blend.

If the final fertilising product blend is classified under regulation EC n°1272/2008 CLP labelling requirement apply.

The manufacturer is the blender of the final fertilising product

Example 2: Labelling of a fertilising product blend of 2 claimed functions: mixture of an already EU compliant PFC 1 (C) (inorganic fertiliser) in blue with another already EU compliant PFC 5 (inhibitor) in orange

NAME OF THE PRODUCT	
STRAIGHT SOLID INORGANIC MACRONUTRIENT FERTILISER AND INHIBITOR	Designation of each claimed PFC separated by a dash or a word like 'and' or 'with'
N 46 with urease inhibitor	Content of nutrients as expressed for the final fertilising product blend (not mandatory)
<input type="checkbox"/> Content: 46 % Total nitrogen (N) 46 % urea nitrogen (N) 0,2 % Urease inhibitor Granules. 95 % of the product has a granular size between 2,0 and 4,5 mm	Declaration of content as expressed for the final fertilising product blend Declaration of granulometry as expressed for the final fertilising product blend
<input type="checkbox"/> List of ingredients: Urea ¹ CAS n° 57-13-6, Inhibitor containing N-butylphosphorothioic triamide ¹ (NBPT) CAS n° 94317-64-3, N-propylphosphorothioic triamide ¹ (NPPT) CAS n° 916809-14-8, Polyethyleneimine ¹ , CAS n° 9002-98-6, Propylenglycol ¹ CAS n° 57-55-6, Dimethylsulfoxid ¹ CAS n° 67-68-5 with ¹ Virgin material substances and mixtures	List of EU fertilising products composing the blend in decreasing order followed by the word 'containing' or with brackets [] and the list of ingredients and CMCs of each
<input type="checkbox"/> Instructions for use: (see guidance document point 3) Instructions for intended use Farmers are encouraged to avoid over-fertilisation and to take official advice while drawing fertilisation planning.	
<input type="checkbox"/> Recommended storage conditions: (see guidance document point 3) Prefer inside storage: – under a dry and ventilated place to protect the fertilisers from sun and moisture – on a flat surface – on clean and dry ground or on pallets in good condition Outside: – store big bags on pallets on a flat surface – choose a shady place – cover the big bags with a trap (preferably white as it is less heat trapping) stretch the trap to avoid water puddles.	Information provided for the final fertilising product blend.
<input type="checkbox"/> Information on safety and environment: (see guidance document point 3) To avoid risks to human health and environment comply with the use instructions of this fertilising product. This fertiliser contains urea, which can release ammonia and have an impact on air quality. Depending on local conditions, appropriate remediation measures must be taken.	Mandatory labelling requirement for PFC1C that has to remain even if the final fertilising product blend contains a urease inhibitor.
Batch/Type number 600 KG NET	
 + notified body number if applicable COMPANY Name address	The manufacturer is the blender of the final fertilising product

Example 3: Labelling of a fertilising product blend of 3 claimed functions: PFC 4 (growing medium) in red with a PFC 1 (C)(I) (Compound Solid Inorganic Macronutrient Fertiliser) in blue and a PFC 2 (liming material) in orange

As explained in the Section 9, any growing medium blended with one or more other PFC (for example fertiliser, liming material, biostimulants) is a fertilising product blend.

NAME OF THE PRODUCT

GROWING MEDIUM
with **COMPOUND SOLID INORGANIC MACRONUTRIENT FERTILISER** and
LIMING MATERIAL

Content:

Electrical conductivity (EC):	50 mS/m
pH (H ₂ O):	6,5
Nitrogen (N):	200 mg/l CAT-soluble
Phosphorous pentoxide (P ₂ O ₅):	30 mg/l CAT-soluble
Potassium oxide (K ₂ O):	180 mg/l CAT-soluble

1 kg/m³ compound solid inorganic macronutrient fertiliser NPK 14-16-18, with

- 14,0 % Nitrogen (N)
 - 5,5 % Nitrate-N
 - 8,5 % Ammoniacal-N
- 16,0 % Phosphorous pentoxide (P₂O₅)
- 18,0 % Potassium oxide (K₂O)

fertiliser in granules of which 95 % has a granular size between 2,0 and 4,5 mm

4 kg/m³ of liming material with:

Neutralising value:	54 (equivalent CaO)
Granulometry:	90 % < 1,0 mm
Total CaO:	51 % by mass
Total MgO:	2 % by mass
Reactivity:	73 %

Ingredients:

Growing medium (containing peat^a, wood fibres^b and green compost^c)
with ^a virgin material substances and mixtures, ^b Plants, plant parts and plant extracts and ^c compost

Designation of each claimed PFC separated by a dash or a word like 'and' or 'with'

Declaration of content expressed as amount per growing media volume calculated/adjusted for the final fertilising product blend

List of EU fertilising products composing the blend in decreasing order followed by the word 'containing' or with brackets [] and the list of ingredients and CMCs of each EU fertilising product composing the final fertilising product blend

Instructions for use:

Use this product as soon as possible after purchase for growing on of vegetables, e.g. cucumbers, tomatoes, peppers, egg plants. Use this product only for the intended application and avoid misuse and mixing with other materials.

Contact the manufacturer or manufacturer's distributor for more specific recommendations.

Storage conditions:

Avoid long storage periods. This product consists of organic materials that by nature may contain saprophytic microbes. To avoid product quality alterations (e.g. N-immobilization) due to increased microbial activity, store cool and under cover. Protect from exposure to weather i.e. sunlight, precipitation and drying out. Avoid frost conditions during storage.

Information on safety and environment:

To avoid risks to human health and the environment, please comply with the recommended use instructions of this fertilising product. Do not eat. Avoid false and not intended application.

Additional information:

This fertilising product blend is for professional use. It contains all essential macro and micronutrients as well as a liming material to ensure optimal plant growth for the intended use.

Contains 1 kg/m³ of compound solid inorganic macronutrient fertiliser NPK 14-16-18 (containing ammonium nitrate^a CAS no 6484-52-2, potassium nitrate^a CAS no 7757-79-1, ammonium phosphate^a CAS no 7722-76-1, magnesium sulphate^a CAS no 7487-88-9)

4 kg/m³ of liming material^a (containing lime stone CAS n° 471-34-1)

^a with virgin material substances and mixtures

RPP certified
RHP certified
RAL certified

Production date: DD/MM/YYYY

Type number, batch number or other element allowing product identification

70 L (A12) NET

CE
Notified body no. (if applicable)

Manufacturer's name
Manufacturer's registered trade name or trade mark
Manufacturer's postal address

Information provided for the final fertilising product blend

Production date of the final fertilising product blend

The manufacturer is the blender of the final fertilising product

Example 4: Labelling of a fertilising product blend of 3 claimed functions: PFC 1(C) (inorganic fertiliser) in blue + PFC 2 (liming material) in orange + PFC 6(B) (non-microbial plant biostimulant) in red

NAME OF THE PRODUCT						
COMPOUND SOLID INORGANIC MACRCNUTRIENT FERTILISER PK (S) 14-24 (21) – LIMING MATERIAL WITH NON-MICROBIAL PLANT BIOSTIMULANT						Designation of each claimed PFC separated by a dash or a word like 'and' or 'with'
PK (Ca) (S) 8,4-14,4 (18,5) (12,6)						Content of nutrients as expressed for the final product blend
Content:						
8,4 % Total phosphorus pentoxide (P ₂ O ₅)						Declaration of content as expressed for the final fertilising product blend
4,7 % phosphorus pentoxide (P ₂ O ₅) soluble in formic acid						
14,4 % Potassium oxide (K ₂ O) water soluble						
30 % Total calcium oxide (CaO)						
12,6 % Sulphur trioxide (SO ₃) water soluble						
18 Neutralising value (equivalent CaO)						Granulometry expressed for the final fertilising product (PFC 1 C and PFC 2 requirements)
Granules. 95 % of the final product has a granular size between 2,0 – 4 mm and 1 % passing through a sieve of 1,0 mm						
The product contains:						
20 g / kg of plant biostimulant						
35 % of liming material with a reactivity (hydrochloric acid test) of 50						
Instructions for use: (see guidance document point 3)						Instructions provided for the final fertilising product blend
Crops	Application rates (kg/ha)	Application method	Application stage	Application number	Claims	
Field crop	200 to 400	Soil applied	With seeding	1 to 3	Better tolerance to abiotic stress	
Storage conditions: (see guidance document point 3)						
Keep the product in its original packaging. Store at temperature between +5 °C and +25 °C						
Information on safety and environment: (see guidance document point 3)						Recommendations provided for the final fertilising product.
The product is compatible with many plant protection products. In case of mixture, it is the user responsibility to test the mixture before application. Pour last in the tank.						
Ingredients: calcium carbonate ¹ CAS n° 471-34-1, rock phosphate ¹ , potassium sulfate ¹ CAS n° 7778-80-5						List of ingredients in decreasing order as all ingredients over 5 % are identified for the final fertilising product
with ¹ Virgin material substances and mixtures						
Additional information:						
Can be used in organic farming according to the current European legislation.						
Plant biostimulant composed of... (not mandatory)						Production date of the final fertilising product
600 KG NET			Production date: see on the packaging			
CE			Expiry date: 3 years after production date			Expiry date of the biostimulant
+ notified body number/s (if applicable)						
COMPANY – Address						The manufacturer is the blender of the final fertilising product
Type number, batch number or other element allowing product identification						

Example 5: Labelling of a fertilising product blend of 2 claimed functions: PFC 6(B) (non-microbial plant biostimulant) in red and PFC 1(B) (organic fertiliser) in blue

NAME OF THE PRODUCT	
NON-MICROBIAL PLANT BIOSTIMULANT – SOLID ORGANIC FERTILISER NK 1-4	Designation of each claimed PFC separated by a dash or a word like 'and' or 'with'
NK 1-4	Content of nutrients as expressed for the final product blend
<p>Content:</p> <p>1 % Total nitrogen (N)</p> <p> 1 % Organic nitrogen (N_{org}) from vegetal origin</p> <p>4 % Total potassium oxide (K₂O)</p> <p>15 % Organic carbon (C_{org})</p> <p>95 % Dry matter</p> <p>15 C_{org}/N_{tot}</p>	Declaration of content as expressed for the final fertilising product blend
1 kg / kg of plant biostimulant	The plant biostimulant is 100 % of the final fertilising product blend
Flakes	
<p><u>Instruction of use:</u> (see guidance document point 3)</p> <p>The product can be used for vegetable crops. It helps to maintain crop production under heat and water stress conditions. The content of organic matter and nutrients also acts on plant nutrition.</p> <p>Foliar: Vegetable crops: 50-100 g/100 L (every 7 days);</p> <p>Claim: Tolerance to abiotic stress. Crop production is maintained under heat and water stress conditions</p>	Instructions provided for the final fertilising product blend
<p><u>Storage conditions:</u> (see guidance document point 3)</p> <p>Keep the product in its original packaging. Store at temperature between +5 °C and +25 °C</p>	Recommendations provided for the final fertilising product blend
<p><u>Information on safety and environment:</u> (see guidance document point 3)</p> <p>Prefer inside storage: – under a dry and ventilated place to protect the fertilisers from sun and moisture – on a flat surface – on clean and dry ground or on pellets in good condition</p> <p>Outside: – store big bags on pallets on a flat surface – choose a shady place – cover the big bags with a trap (preferably white as it is less heat trapping) stretch the trap to avoid water puddles.</p>	
<p><u>Ingredients:</u></p> <p>Seaweeds¹</p> <p>with ¹ Plants, Plant parts or plant extracts</p>	List of ingredients in decreasing order as all ingredients over 5 % are identified for the final fertilising product (here a single ingredient with 2 functions PFC 6 and PFC 1)
<p><u>Additional information:</u></p> <p>Can be used in organic farming according to the current European legislation.</p>	
<p>5 kg net</p> <p>Production date: see on the packaging</p> <p>Expiry date: 3 years after production date</p>	<p>Production date of the final fertilising product</p> <p>Expiry date of the biostimulant</p>
<p>CE + notified body number/s (if applicable)</p> <p>COMPANY – Address</p> <p>Type number, batch number or other element allowing product identification</p>	The manufacturer is the blender of the final fertilising product

12.2. How to express labelling requirements for PFC 7?

As specified in Annex III to the FPR, labelling requirements of all component EU fertilising products apply to the fertilising product blend. They shall be expressed in relation to the final product.

If a labelling requirement applies to only one component EU fertilising product, it also applies to final fertilising product blend. In other words, a labelling requirement, which is relevant for a component, is also relevant for the entire blend.

As a general rule, labelling requirements of component EU fertilising products should be expressed for the final fertilising product blend.

If minimum content or concentrations are required for a specific component EU fertilising product of a fertilising product blend, they do not apply to the blend.

Example: The nutrient content of a fertilising product blend of which 10 % is a solid organic fertiliser with 4 % of total nitrogen (N) and 12 % of total potassium oxide (K₂O), as declared nutrients, will be expressed for the final product blend as such:

— 0,4 % total nitrogen (N)

— 1,2 % total potassium oxide (K₂O)

The minimum content requirement of 1 % of total nitrogen for solid organic fertilisers does not apply to the fertilising product blend.

If a labelling requirement doesn't provide any useful information when expressed for the final fertilising product blend, or if it is not possible to express it for the final fertilising product blend, then it is expressed for the specific component EU fertilising product concerned. In that case, the percentage of the component EU fertilising product in the fertilising product blend is indicated.

Example: The labelling of reactivity of a fertilising product blend containing a liming material would be declared as follows:

35 % of liming material with a reactivity (hydrochloric acid test) of 50

Being the percentage of EU liming material in the fertilising product blend

As mentioned in the component EU fertilising product label

If a labelling requirement is common to several component EU fertilising products, but has different ways of expression, both labelling requirements are mentioned on the label of the final fertilising product blend and expressed for each PFC respectively.

Example: Granulometry can be expressed as % by mass of product passing through different sieves (through a 1,0 mm sieve for liming materials and through a determined sieve for solid inorganic fertilisers that can be different than 1,0 mm).

Granulometry for a fertilising product blend containing a liming material and a solid inorganic fertiliser could be labelled as follows:

70 % of liming material with 85 % of product passing through a 1,0 mm sieve

Being the percentage of EU liming material in the fertilising product blend

Being stated in the component EU fertilising product label

If an expiry date applies for one component EU fertilising product, it will also apply for the final fertilising product blend. The expiration date should be adapted according to the final fertilising product blend and cannot be later than the one applicable to the component EU fertilising product.

If this requirement applies to several components of the EU fertilising products, the most restrictive date applies.

If a notification body number is present on one or more component EU fertilising products label, it has also to be put on the label of the final fertilising product blend with the reference of the component EU fertilising product.

Example: Fertilising product blend composed of EU fertilising product which went through Module D1



Notified body number: 0123 (inhibitor)

The number of the notified body has to be put on the labels only for fertilising products having had their conformity assessed through Module A1 and Module D1.

—

ANNEX

Example of a full label frame (for illustration purposes)

Section and Subsection	References and details
PFC designation	Annex III – Part I: General Requirements (point 1.a-b) PFC 1 to 6 PFC 7: Designations of all PFCs claimed
— Term ‘mineral fertiliser’	PFC 1 (point 4) for PFC 1 C under conditions
— relevant typology (only for a straight inorganic micronutrient fertiliser)	relevant typology for PFC 1(C)(II)(a) – Annex III – Part II – PFC 1(C)(II)(a) – point 1 as referred to in the table under PFC 1(C)(II)(a) in Part II of Annex I
Declaration of nutrients	In PFCs (Annex III – Part II)
— Nutrients:	Fertiliser: Content of nutrients may be declared only where they are present in the minimum quantity specified in Annex I for the relevant PFC (PFC 1 Point 1) Organic fertiliser: PFC 1 (A) (points a-b-c) Organo-mineral fertiliser: PFC 1 B (point 1.a-b-c) Inorganic fertiliser: — Inorganic <u>macronutrient</u> fertiliser: PFC 1 (C)(I) (point 1.a-b-c) — Inorganic <u>micronutrient</u> fertiliser PFC 1 (C)(II)
— term ‘with “nitrification inhibitor”, “denitrification inhibitor” or “urease inhibitor”, as relevant	When fertilisers contain inhibitors PFC 1 (point 3.a)
— term ‘complex’	Inorganic fertiliser: PFC 1(C)(I)(a) under conditions (PFC 1 (C)(I)(a) point 1)
Content	Annex III – Part II
— Content for Fertiliser	<i>Nutrient forms and solubilities...</i>
— NPK	Organic fertiliser: PFC 1 (A) (point d) Organo-mineral fertiliser: PFC 1 (B) (point 1.d) Inorganic fertiliser: — Inorganic <u>macronutrient</u> fertiliser: PFC 1 (C)(I) (point 1.d) — Inorganic <u>micronutrient</u> fertiliser PFC 1 (C)(II)
— CaO, MgO, Na ₂ O, SO ₃	Organic fertiliser: PFC 1(A) (point d) Organo-mineral fertiliser: PFC 1 (B) (point 1.d) Inorganic fertiliser: — Inorganic macronutrient fertiliser: PFC 1 (C)(I) (point 1(d))
— Organic carbon (C _{org}) or organic matter	Organic fertiliser: PFC 1 (A) (point (d)(v)) Organo-mineral fertiliser: PFC 1 (B) (point 1(d)(v)) organic carbon (C _{org}) = organic matter × 0,56
— Dry matter	Organic fertiliser: PFC 1 (A) (point d.vi) Organo-mineral fertiliser: PFC 1 (B) (point 1.d.vi)
— ratio of organic carbon to total nitrogen (C _{org} /N)	Organic fertiliser: PFC 1 (A) (point e)
— micronutrients (B, Co, Cu, Fe, Mn, Mo, Zn) + qualifier ‘chelated by...’ or ‘complexed by...’ if needed	Organo-mineral fertiliser: PFC 1 (B) (points 2-3-4-5) Inorganic fertiliser: — Inorganic <u>macronutrient</u> fertiliser: PFC 1 (C)(I) solid: points 5-6-7-8 liquid: points 3-4-5-6 — Inorganic <u>micronutrient</u> fertiliser PFC 1 (C)(II)

Section and Subsection	References and details
— inhibitors	PFC 1 (point 3.b.c.d)
— name of the coating agents + % of fertiliser coated by each coating agent	Inorganic fertiliser: Coated fertiliser PFC 1 (C)(I) (a) (point 4)
— Content for Liming material	Annex III – Part II – PFC 2
— neutralising value	
— granulometry	Expressed as % by mass of product passing through a sieve of 1,0 mm
— total CaO	Expressed as % by mass
— total MgO	Expressed as % by mass
— reactivity & method of determination of reactivity	Except for oxide and hydroxide limes
— Content for Soil Improver	Annex III – Part II – PFC 3
— Dry matter %	PFC 3 (Point 1)
— NPK	If exceeding 0,5 % by mass: N, P ₂ O ₅ and K ₂ O PFC 3 (Point 2)
— pH	Organic soil improver PFC 3(A)
— electrical conductivity,	Organic soil improver PFC 3(A) given as mS/m
— organic carbon (C _{org}) content %, or organic matter	Organic soil improver PFC 3(A) expressed as % by mass organic carbon (C org) = organic matter × 0,56
— minimum amount of organic nitrogen (N _{org}) %	Organic soil improver PFC 3(A) expressed as % by mass followed by a description of the origin of the organic matter used
— ratio of organic carbon to total nitrogen (C _{org} /N)	Organic soil improver PFC 3(A)
— Content for Growing Medium	Annex III – Part II – PFC 4
— electrical conductivity,	given as mS/m except for mineral wool;
— pH	
— quantity	— for mineral wool, expressed as number of pieces and the three dimensions length, height, and width; — for other pre-shaped growing media, expressed as size in at least two dimensions; — for other growing media, expressed as total volume; — except for pre-shaped growing media, quantity expressed as volume of materials with a particle size greater than 60 mm, when present
— N extractable by CaCl ₂ /DTPA	(calcium chloride/ diethylenetriaminepentaacetic acid; 'CAT-soluble') if above 150 mg/l
— P ₂ O ₅ extractable by CaCl ₂ /DTPA	(calcium chloride/ diethylenetriaminepentaacetic acid; 'CAT-soluble') if above 20 mg/l

Section and Subsection	References and details
— K ₂ O extractable by CaCl ₂ /DTPA	(calcium chloride/ diethylenetriaminepentaacetic acid; 'CAT-soluble') if above 150 mg/l
Physical data (for Fertiliser)	Annex III – Part II
— Form of the physical unit:	Organic fertiliser: PFC 1 A point g, if applicable Inorganic fertiliser: PFC 1 (C)(I) solid: 'granules', 'pellets', 'powder' (powder, where at least 90 % by mass of the product can pass through a sieve with a mesh of 1 mm), 'prills' (PFC 1 (C)(I) (a) point 3) liquid: PFC 1 (C)(I)(b): 'in suspension' or 'in solution' (PFC 1 C.I b point 1)
— Granulometry	Inorganic fertiliser: PFC 1 (C)(I)(a) (point 2): expressed as % by mass of the product passing through a determined sieve.
Plant Biostimulants	Annex III – Part II – PFC 6
— physical form	PFC 6 (a)
— application method(s)	PFC 6 (c)
— effect claimed for each target plant;	PFC 6 (d)
— relevant instructions	Related to the efficacy of the product, including soil management practices, chemical fertilisation, incompatibility with plant protection products, recommended spraying nozzles size, sprayer pressure and other anti-drift measures. PFC 6 (e)
— intentionally added micro-organisms	Microbial Plant Biostimulant PFC 6 (A) Intentionally added strains when micro-organism has several strains
+ quantity (concentration)	Microbial Plant Biostimulant PFC 6 (A) Expressed as the number of active units per volume or weight, or in any other manner that is relevant to the micro-organism, e.g. colony forming units per gram (cfu/g).
+ phrase: 'Micro-organisms may have the potential to provoke sensitising reactions'	Microbial Plant Biostimulant PFC 6 A
Complementary statements	<i>If applicable</i>
— phrase 'Poor in chloride' or equivalent	Voluntary statement, under conditions: Annex III – Part I: General Requirements (point 9)
— Complementary statements for Fertiliser	<i>If applicable</i>
— statement 'To be used only where there is a recognised need. Do not exceed the application rate'	If intentionally added micronutrients: Annex III – Part II Organo-mineral fertiliser: PFC 1 (B) (point 5b) Inorganic fertiliser — solid: PFC 1 (C)(I) (a) (point 8.e) — liquid: PFC 1 (C)(I) (b) (point 6.e & PFC 1 C II point 4)

Section and Subsection	References and details
<ul style="list-style-type: none"> — marking 'The rate of nutrient releases can vary according to the temperature of the substrate. An adjustment of fertilisation may be necessary' — marking 'The rate of nutrient releases can vary according to the temperature of the substrate or the biological activity. An adjustment of fertilisation may be necessary' 	Annex III – Part II Inorganic fertiliser: Coated fertiliser: PFC 1 (C)(I) (a) (point 4) here or in 'Instructions for intended use, including application rates, timing and frequency, and target plants or mushrooms' section
List of ingredients	Annex III – Part I: General Requirements (point 1.h)
<ul style="list-style-type: none"> — name/designation of the ingredients used above 5 % and if substance or mixture, it should be identified as specified in Article 18 of Regulation (EC) No 1272/2008 — designations of the relevant CMC(s) 	Ingredients above 5 % by product weight
<ul style="list-style-type: none"> — inhibitors 	Annex III – Part II – PFC 5 All ingredients in decreasing order
Nitrogen (N) or phosphorus pentoxide (P₂O₅) above 0,5 % by mass	Fertiliser: For PFC 1 (point 2) and when N and P ₂ O ₅ are above 0,5 % by mass and not declared in 'Content' section <i>Indication separate from the nutrient declaration</i>
Instructions for use	
<ul style="list-style-type: none"> — Instructions for intended use, including application rates, timing and frequency, and target plants or mushrooms 	Annex III – Part I: General Requirements (point 1.d)
<ul style="list-style-type: none"> — Instructions ensuring that the intended use of the EU fertilising product does not lead to the exceedance of those limits in food or feed. 	Annex III – Part I: General Requirements (point 3) If fertilising product contains a substance for which maximum residue limits for food and feed have been established
<ul style="list-style-type: none"> — Functionality period 	Annex III – Part I: General Requirements (point 1.f) For products containing a polymer belonging to CMC 9.
Recommended storage conditions	Annex III – Part I: General Requirements (point 1.e)
Safety/Environment	
<ul style="list-style-type: none"> — Information on measures recommended to manage risks to human, animal or plant health, to safety or to the environment 	Annex III – Part I: General Requirements (point 1.g)
<ul style="list-style-type: none"> — Specific instructions (when the products contain animal derived products or ricin or cocoa shells or a polymer) 	<i>Annex III – Part I: General Requirements (points 4-5-6-7)</i>
<ul style="list-style-type: none"> — Information on possible air quality impacts 	Annex III – Part II – Inorganic fertiliser PFC 1 (C) (I) (point 1.e on urea & air quality)

Section and Subsection	References and details
Additional information (optional information, under conditions)	Annex III – Part I: General Requirements (point 8) under conditions
— phrase 'Low cadmium content' or equivalent and/or a pictogram	Voluntary statement, under conditions, Annex III – Part II: Organo-mineral fertiliser: PFC 1 (B) (point 6) Inorganic fertiliser: PFC 1 (C) (I) (point 2)
Requirements with no specific position on the label:	
— Production date — Expiry date	Annex III – Part II <i>PFC 1 (A) (f) & PFC 4 & PFC 6 (b)</i> <i>PFC 6 (b)</i>
— Type number /Batch number	Article 6 (point 6.5)
— Quantity:	<i>Annex III – Part I: General Requirements (point 1.c)</i>
— Contact details: — <u>Manufacturer</u> Name Registered trade name or registered trademark Address	Chapter II Article 6 (point 6.6)
— <u>Importer:</u> Name Registered trade name or registered trademark Address	Chapter II Article 8 (point 3)
— <u>Importer or distributor</u> words '(re)-packaged by' + Name Registered trade name or registered trademark Address	Chapter II Article 11 a Packaging and repackaging by importers and distributors
CE Marking	Article 18 (point 1)
+ identification number of the notified body, if applicable	Article 18 (point 3) – following CE marking <i>where applicable under Annex IV module A1 and module D1</i>